

Basic scales and chords



by
Martin Cohen

**All the basic scales and chords you need for the piano
(or other instrument)**

Introduction

This book gives an overview of all the major scales, natural minor scales, minor, major and diminished triads and minor 7th, dominant 7th, major 7th and diminished chords.

All the scales, triads and chords are displayed on a piano keyboard with finger positions.

The triads and chords are shown in root position and in all the inversions.

This book is called 'Basic Scales and Chords', because I consider those scales and chords as the basic ones for any musician. Of course, chords can be played in many different ways; and you can also add other 'colors' to the chord like a #9, a b13, a b9, etcetera. This is however beyond the scope of this book. With 'basic chords', I mean the root, the 3rd and the 5th for triads and with an extra 7th for the 7th chords.

I chose to only do the natural minor scale, since it's the most common one. So you will not find the harmonic or the melodic minor scale.

For an explanation of the music theory behind all the scales and chords in this book (and for much more music theory and information), see my website www.pianotheoryexercises.com. On this website, you will also find lots of interactive exercises to test and to train your musical knowledge.

Are you looking for comprehensive piano lessons for beginners? Via this link:

<http://www.pianotheoryexercises.com/music-courses/>

you can access this amazing online piano course. In the course, music theory is explained step by step. Instead of only practicing boring scales, you can play the notes of the scales in songs together with a whole band in a play along file. You will also learn how to read sheet music and learn the basics of improvisation. The course has in total 19.5 hours of video and lots of pdf's and play along files.

Martin Cohen, October 2017

How to navigate through this book

Below, you find the main topics in this book. In the table of contents that starts on the next page, those main topics are listed in the same order. The beginning of a new topic in the table of contents is highlighted in yellow to facilitate the search.

Part I – Scales

Major scales

Natural minor scales

Part II – Chords

Major triads

Minor triads

Diminished triads

Dominant 7th chords

Minor 7th chords

Major 7th chords

Diminished 7th chords

Contents

Part I – Scales	15
Major scales	15
C major – 1 octave:	15
C major – 2 octaves:	15
Db major – 1 octave:	15
Db major – 2 octaves:	15
D major – 1 octave:	16
D major – 2 octaves:	16
Eb major – 1 octave:	16
Eb major – 2 octaves:	16
E major – 1 octave:	17
E major – 2 octaves:	17
F major – 1 octave:	17
F major – 2 octaves:	17
F# / Gb major – 1 octave:	18
F# / Gb major – 2 octaves:	18
G major – 1 octave:	18
G major – 2 octaves:	18
Ab major – 1 octave:	19
Ab major – 2 octaves:	19
A major – 1 octave:	19
A major – 2 octaves:	19
Bb major – 1 octave:	20
Bb major – 2 octaves:	20
B major – 1 octave:	20
B major – 2 octaves:	20
Natural minor scales	21
C minor – 1 octave:	21
C minor – 2 octaves:	21
C# minor – 1 octave:	21
C# minor – 2 octaves:	21
D minor – 1 octave:	22
D minor – 2 octaves:	22

D# / Eb minor – 1 octave:	22
D# / Eb minor – 2 octaves:	22
E minor – 1 octave:	23
E minor – 2 octaves:.....	23
F minor – 1 octave:.....	23
F minor – 2 octaves:	23
F# minor – 1 octave:.....	24
F# minor – 2 octaves:	24
G minor – 1 octave:	24
G minor – 2 octaves:	24
G# minor – 1 octave:	25
G# minor – 2 octaves:	25
A minor – 1 octave:	25
A minor – 2 octaves:.....	25
Bb minor – 1 octave:	26
Bb minor – 2 octaves:.....	26
B minor – 1 octave:	26
B minor – 2 octaves:.....	26
Part II – Chords	27
Major triads	27
C major – Root position:	27
C major – 1 st inversion:.....	27
C major – 2 nd inversion:	27
C#/Db major – Root position:.....	28
C#/Db major – 1 st inversion:	28
C#/Db major 2 nd inversion:.....	28
D major – Root position:	29
D major – 1 st inversion:.....	29
D major – 2 nd inversion:	29
D#/Eb major – Root position:.....	30
D#/Eb major – 1 st inversion:.....	30
D#/Eb major – 2 nd inversion:.....	30
E major – Root position:	31
E major – 1 st inversion:	31
E major – 2 nd inversion:	31

F major – Root position:	32
F major – 1 st inversion:	32
F major – 2 nd inversion:	32
F#/Gb major – Root position:.....	33
F#/Gb major – 1 st inversion:.....	33
F#/Gb major – 2 nd inversion:.....	33
G major – Root position:.....	34
G major – 1 st inversion:.....	34
G major – 2 nd inversion:.....	34
G#/Ab major – Root position:.....	35
G#/Ab major – 1 st inversion:	35
G#/Ab major – 2 nd inversion:.....	35
A major – Root position:	36
A major – 1 st inversion:	36
A major – 2 nd inversion:	36
A#/Bb major – Root position:	37
A#/Bb major – 1 st inversion:.....	37
A#/Bb major – 2 nd inversion:.....	37
B major – Root position:	38
B major – 1 st inversion:	38
B major – 2 nd inversion:	38
Minor triads	39
C minor – Root position:	39
C minor – 1 st inversion:.....	39
C minor – 2 nd inversion:	39
C#/Db minor – Root position:.....	40
C#/Db minor – 1 st inversion:	40
C#/Db minor – 2 nd inversion:.....	40
D minor – Root position:	41
D minor – 1 st inversion:.....	41
D minor – 2 nd inversion:	41
D#/Eb minor – Root position:.....	42
D#/Eb minor – 1 st inversion:.....	42
D#/Eb minor – 2 nd inversion:.....	42
E minor – Root position:	43
E minor – 1 st inversion:	43

E minor – 2 nd inversion:	43
F minor – Root position:	44
F minor – 1 st inversion:	44
F minor – 2 nd inversion:	44
F#/Gb minor – Root position:.....	45
F#/Gb minor 1 st inversion:	45
F#/Gb minor – 2 nd inversion:.....	45
G minor – Root position:.....	46
G minor – 1 st inversion:.....	46
G minor – 2 nd inversion:.....	46
G#/Ab minor – Root position:.....	47
G#/Ab minor – 1 st inversion:	47
G#/Ab minor – 2 nd inversion:.....	47
A minor – Root position:	48
A minor – 1 st inversion:	48
A minor – 2 nd inversion:	48
Bb/A# minor – Root position:.....	49
Bb/A# minor – 1 st inversion:.....	49
Bb/A# minor – 2 nd inversion:.....	49
B minor – Root position:	50
B minor – 1 st inversion:.....	50
B minor – 2 nd inversion:	50
Diminished triads	51
C diminished – Root position :	51
C diminished – 1 st inversion :.....	51
C diminished – 2 nd inversion :	51
C#/Db diminished – Root position:	52
C#/Db diminished – 1 st inversion:	52
C#/Db diminished – 2 nd inversion:.....	52
D diminished – Root position:.....	53
D diminished – 1 st inversion:.....	53
D diminished – 2 nd inversion:.....	53
D#/Eb diminished – Root position:.....	54
D#/Eb diminished – 1 st inversion:	54
D#/Eb diminished – 2 nd inversion:.....	54
E diminished – Root position:	55

E diminished – 1 st inversion:	55
E diminished – 2 nd inversion:	55
F diminished – Root position:	56
F diminished – 1 st inversion:	56
F diminished – 2 nd inversion:	56
F#/Gb diminished – Root position:	57
F#/Gb diminished – 1 st inversion:	57
F#/Gb diminished – 2 nd inversion:	57
G diminished – Root position:	58
G diminished – 1 st inversion:	58
G diminished – 2 nd inversion:	58
G#/Ab diminished – Root position:	59
G#/Ab diminished – 1 st inversion:	59
G#/Ab diminished – 2 nd inversion:	59
A diminished – Root position:	60
A diminished – 1 st inversion:	60
A diminished – 2 nd inversion:	60
A#/Bb diminished – Root position:	61
A#/Bb diminished – 1 st inversion:	61
A#/Bb diminished – 2 nd inversion:	61
B diminished – Root position:	62
B diminished – 1 st inversion:	62
B diminished – 2 nd inversion:	62
Dominant 7th chords	63
C7 – Root position:	63
C7 – 1 st inversion:	63
C7 – 2 nd inversion:	63
C7 – 3 rd inversion:	63
C#7 / Db7 – Root position:	64
C#7 / Db7 – 1 st inversion:	64
C#7 / Db7 – 2 nd inversion:	64
C#7 / Db7 – 3 rd inversion:	64
D7 – Root position:	65
D7 – 1 st inversion:	65
D7 – 2 nd inversion:	65
D7 – 3 rd inversion:	65

D#7 / Eb7 – Root position:.....	66
D#7 / Eb7 – 1 st inversion:	66
D#7 / Eb7 – 2 nd inversion:.....	66
D#7 / Eb7 – 3 rd inversion:	66
E7 – Root position:	67
E7 – 1 st inversion:.....	67
E7 – 2 nd inversion:	67
E7 – 3 rd inversion:.....	67
F7 – Root position:	68
F7 – 1 st inversion:	68
F7 – 2 nd inversion:	68
F7 – 3 rd inversion:.....	68
F#7 / Gb7 – Root position:.....	69
F#7 / Gb7 – 1 st inversion:	69
F#7 / Gb7 – 2 nd inversion:.....	69
F#7 / Gb7 – 3 rd inversion:	69
G7 – Root position:.....	70
G7 – 1 st inversion:	70
G7 – 2 nd inversion:.....	70
G7 – 3 rd inversion:	70
G#7 / Ab7 – Root position:	71
G#7 / Ab7 – 1 st inversion:	71
G#7 / Ab7 – 2 nd inversion:	71
G#7 / Ab7 – 3 rd inversion:.....	71
A7 – Root position:	72
A7 – 1 st inversion:.....	72
A7 – 2 nd inversion:	72
A7 – 3 rd inversion:.....	72
A#7 / Bb7 – Root position:.....	73
A#7 / Bb7 – 1 st inversion:.....	73
A#7 / Bb7 – 2 nd inversion:.....	73
A#7 / Bb7 – 3 rd inversion:	73
B7 – Root position:	74
B7 – 1 st inversion:.....	74
B7 – 2 nd inversion:	74
B7 – 3 rd inversion:.....	74

Minor 7th chords	75
Cm7 – Root position:.....	75
Cm7 – 1 st inversion:.....	75
Cm7 – 2 nd inversion:.....	75
Cm7 – 3 rd inversion:	75
C#m7 / Dbm7 – Root position:.....	76
C#m7 / Dbm7 – 1 st inversion:	76
C#m7 / Dbm7 – 2 nd inversion:.....	76
C#m7 / Dbm7 – 3 rd inversion:	76
Dm7 – Root position:.....	77
Dm7 – 1 st inversion:.....	77
Dm7 – 2 nd inversion:.....	77
Dm7 – 3 rd inversion:	77
D#m7 / Ebm7 – Root position:.....	78
D#m7 / Ebm7 – 1 st inversion:.....	78
D#m7 / Ebm7 – 2 nd inversion:.....	78
D#m7 / Ebm7 – 3 rd inversion:	78
Em7 – Root position:	79
Em7 – 1 st inversion:.....	79
Em7 – 2 nd inversion:	79
Em7 – 3 rd inversion:.....	79
Fm7 – Root position:	80
Fm7 – 1 st inversion:	80
Fm7 – 2 nd inversion:	80
Fm7 – 3 rd inversion:.....	80
F#m7 / Gbm7 – Root position:.....	81
F#m7 / Gbm7 – 1 st inversion:.....	81
F#m7 / Gbm7 – 2 nd inversion:.....	81
F#m7 / Gbm7 – 3 rd inversion:	81
Gm7 – Root position:.....	82
Gm7 – 1 st inversion:	82
Gm7 – 2 nd inversion:.....	82
Gm7 – 3 rd inversion:	82
G#m7 / Abm7 – Root position:.....	83
G#m7 / Abm7 – 1 st inversion:	83
G#m7 / Abm7 – 2 nd inversion:.....	83

G#m7 / Abm7 – 3 rd inversion:	83
Am7 – Root position:	84
Am7 – 1 st inversion:	84
Am7 – 2 nd inversion:	84
Am7 – 3 rd inversion:	84
A#m7 / Bbm7 – Root position:	85
A#m7 / Bbm7 – 1 st inversion:	85
A#m7 / Bbm7 – 2 nd inversion:	85
A#m7 / Bbm7 – 3 rd inversion:	85
Bm7 – Root position:	86
Bm7 – 1 st inversion:	86
Bm7 – 2 nd inversion:	86
Bm7 – 3 rd inversion:	86
Major 7th chords	87
Cmaj7 – Root position:	87
Cmaj7 – 1 st inversion:	87
Cmaj7 – 2 nd inversion:	87
Cmaj7 – 3 rd inversion:	87
Dbmaj7 / C#maj7 – Root position:	88
Dbmaj7 / C#maj7 – 1 st inversion:	88
Dbmaj7 / C#maj7 – 2 nd inversion:	88
Dbmaj7 / C#maj7 – 3 rd inversion:	88
Dmaj7 – Root position:	89
Dmaj7 – 1 st inversion:	89
Dmaj7 – 2 nd inversion:	89
Dmaj7 – 3 rd inversion:	89
Ebmaj7 / D#maj7 – Root position:	90
Ebmaj7 / D#maj7 – 1 st inversion:	90
Ebmaj7 / D#maj7 – 2 nd inversion:	90
Ebmaj7 / D#maj7 – 3 rd inversion:	90
Emaj7 – Root position:	91
Emaj7 – 1 st inversion:	91
Emaj7 – 2 nd inversion:	91
Emaj7 – 3 rd inversion:	91
Fmaj7 – Root position:	92
Fmaj7 – 1 st inversion:	92

Fmaj7 – 2 nd inversion:.....	92
Fmaj7 -3 rd inversion:.....	92
F#maj7 / Gbmaj7 – Root position:	93
F#maj7 / Gbmaj7 – 1 st inversion:.....	93
F#maj7 / Gbmaj7 – 2 nd inversion:	93
F#maj7 / Gbmaj7 – 3 rd inversion:.....	93
Gmaj7 – Root position:.....	94
Gmaj7 – 1 st inversion:.....	94
Gmaj7 – 2 nd inversion:.....	94
Gmaj7 – 3 rd inversion:	94
Abmaj7 / G#maj7 – Root position:	95
Abmaj7 / G#maj7 – 1 st inversion:.....	95
Abmaj7 / G#maj7 – 2 nd inversion:	95
Abmaj7 / G#maj7 – 3 rd inversion:.....	95
Amaj7 – Root position:	96
Amaj7 – 1 st inversion:	96
Amaj7 – 2 nd inversion:	96
Amaj7 – 3 rd inversion:.....	96
Bbmaj7 / A#maj7 – Root position:	97
Bbmaj7 / A#maj7 – 1 st inversion:	97
Bbmaj7 / A#maj7 – 2 nd inversion:	97
Bbmaj7 / A#maj7 – 3 rd inversion:.....	97
Bmaj7 – Root position:	98
Bmaj7 – 1 st inversion:	98
Bmaj7 – 2 nd inversion:	98
Bmaj7 – 3 rd inversion:.....	98
Diminished 7th chords	99
Cdim7 – Root position:	99
Cdim7 – 1 st inversion:.....	99
Cdim7 – 2 nd inversion:	99
Cdim7 – 3 rd inversion:.....	99
C#dim7 / Dbdim7 – Root position:	100
C#dim7 / Dbdim7 – 1 st inversion:.....	100
C#dim7 / Dbdim7 – 2 nd inversion:	100
C#dim7 / Dbdim7 – 3 rd inversion:.....	100
Ddim7 – Root position:	101

Ddim7 – 1 st inversion:	101
Ddim7 – 2 nd inversion:	101
Ddim7 – 3 rd inversion:.....	101
D#dim7 / Ebdim7 – Root position:	102
D#dim7 / Ebdim7 – 1 st inversion:	102
D#dim7 / Ebdim7 – 2 nd inversion:	102
D#dim7 / Ebdim7 – 3 rd inversion:.....	102
Edim7 – Root position:	103
Edim7 – 1 st inversion:	103
Edim7 – 2 nd inversion:	103
Edim7 – 3 rd inversion:.....	103
Fdim7 – Root position:.....	104
Fdim7 – 1 st inversion:	104
Fdim7 – 2 nd inversion:.....	104
Fdim7 – 3 rd inversion:	104
F#dim7 / Gbdim7 – Root position:	105
F#dim7 / Gbdim7 – 1 st inversion:	105
F#dim7 / Gbdim7 – 2 nd inversion:	105
F#dim7 / Gbdim7 – 3 rd inversion:.....	105
Gdim7 – Root position:.....	106
Gdim7 – 1 st inversion:.....	106
Gdim7 – 2 nd inversion:.....	106
Gdim7 – 3 rd inversion:	106
G#dim7 / Abdim7 – Root position:	107
G#dim7 / Abdim7 – 1 st inversion:.....	107
G#dim7 / Abdim7 – 2 nd inversion:	107
G#dim7 / Abdim7 – 3 rd inversion:.....	107
Adim7 – Root position:	108
Adim7 – 1 st inversion:	108
Adim7 – 2 nd inversion:	108
Adim7 – 3 rd inversion:.....	108
A#dim7 / Bbdim7 – Root position:	109
A#dim7 / Bbdim7 – 1 st inversion:	109
A#dim7 / Bbdim7 – 2 nd inversion:	109
A#dim7 / Bbdim7 – 3 rd inversion:.....	109
Bdim7 – Root position:	110

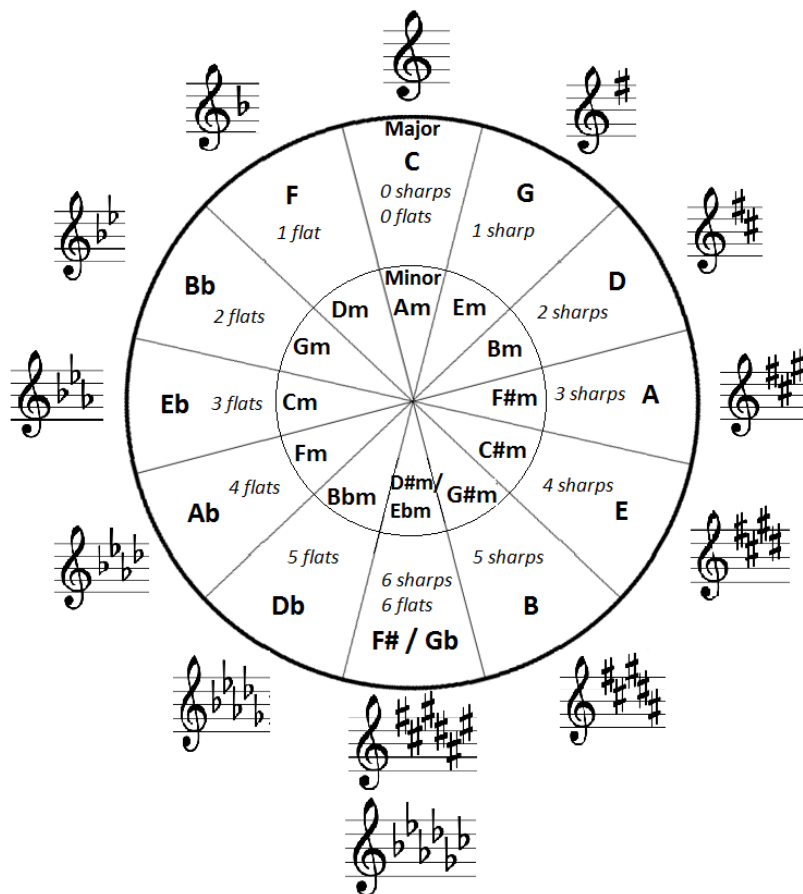
Bdim7 – 1 st inversion:	110
Bdim7 – 2 nd inversion:	110
Bdim7 – 3 rd inversion:	110

Important notices

- Together with the scales and chords, you will find the finger positions for the piano. When the finger positions for the scales are normally the finger positions that almost everyone uses and that are generally accepted as THE finger positions, this is not the case for the chords.

My finger positions are rather a suggestion of how you could finger those chords. Don't stick to them if they're not comfortably for you. Every hand is different (big hands, small hands, long fingers, short fingers, etcetera), so if the finger positions in this document are not comfortably for you, experiment with other finger positions till you find out the fingering that is best for you.

- For the major and natural minor scales, I use the roots of the scales as they appear in the circle of fifths below. So, for example when you're looking for the C# major scale, look at the Db major scale instead. For the chords, you can find the notes of both enharmonic equivalents.



Part I – Scales

Major scales

C major – 1 octave:



Right hand fingering

Left hand fingering

1 2 3 1 2 3 4 5
5 4 3 2 1 3 2 1

Scale: C major - 1 octave

C major – 2 octaves:



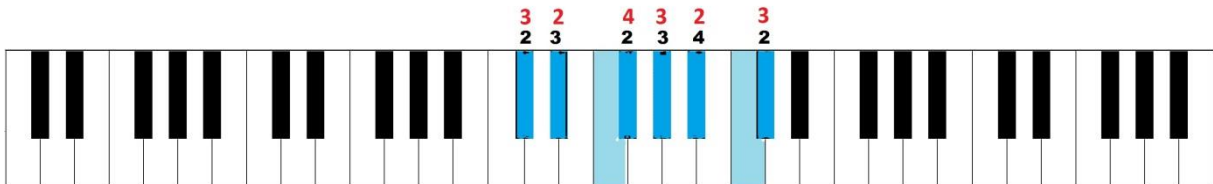
Right hand fingering

Left hand fingering

1 2 3 1 2 3 4 1 2 3 1 2 3 4 5
5 4 3 2 1 3 2 1 4 3 2 1 3 2 1

Scale: C major - 2 octaves

Db major – 1 octave:



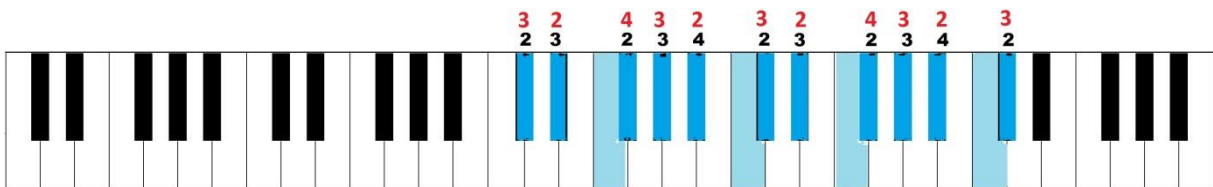
Right hand

Left hand

3 2 4 3 2 3
2 3 2 3 4 2
1 1

Scale: Db major - 1 octave

Db major – 2 octaves:



Right hand

Left hand

3 2 4 3 2 3 3 2 4 3 2 3
2 3 2 3 4 2 2 3 2 3 4 2
1 1 1 1

Scale: Db major - 2 octaves

D major – 1 octave:

Right hand
Left hand

Scale: **D major - 1 octave**

D major – 2 octaves:

Right hand
Left hand

Scale: **D major - 2 octaves**

E_b major – 1 octave:

Right hand
Left hand

Scale: **E_b major - 1 octave**

E_b major – 2 octaves:

Right hand
Left hand

Scale: **E_b major - 2 octaves**

E major – 1 octave:

Right hand
Left hand

1 4 3 3 2
5 2 3 3 4
1 2 5
5 2 1 1

Scale: **E major - 1 octave**

E major – 2 octaves:

Right hand
Left hand

1 4 3 3 2 4 3 3 2
5 2 3 3 4 2 3 3 4
1 2 1 1 2 1 5
5 2 1 1 2 1 5

Scale: **E major - 2 octaves**

F major – 1 octave:

Right hand
Left hand

1 2 3 1 2 3 4
5 4 3 1 3 2 1
2 4

Scale: **F major - 1 octave**

F major – 2 octaves:

Right hand
Left hand

1 2 3 1 2 3 1 2 3 1 2 3 4
5 4 3 1 3 2 1 4 3 1 3 2 1
2 4 2 4

Scale: **F major - 2 octaves**

F# / Gb major – 1 octave:

Right hand
Left hand

Scale: **F# / Gb major - 1 octave**

F# / Gb major – 2 octaves:

Right hand
Left hand

Scale: **F# / Gb major - 2 octaves**

G major – 1 octave:

Right hand fingering
Left hand fingering

Scale: **G major - 1 octave**

G major – 2 octaves:

Right hand fingering
Left hand fingering

Scale: **G major - 2 octaves**

Ab major – 1 octave:

Right hand
Left hand

Scale: **Ab major - 1 octave**

Ab major – 2 octaves:

Right hand
Left hand

Scale: **Ab major - 2 octaves**

A major – 1 octave:

Right hand
Left hand

Scale: **A major - 1 octave**

A major – 2 octaves:

Right hand
Left hand

Scale: **A major - 2 octaves**

Bb major – 1 octave:

Right hand
Left hand

Scale: **Bb major - 1 octave**

Bb major – 2 octaves:

Right hand
Left hand

Scale: **Bb major - 2 octaves**

B major – 1 octave:

Right hand
Left hand

Scale: **B major - 1 octave**

B major – 2 octaves:

Right hand
Left hand

Scale: **B major - 2 octaves**

Natural minor scales

C minor – 1 octave:

Right hand
Left hand

Scale: **C natural minor - 1 octave**

C minor – 2 octaves:

Right hand
Left hand

Scale: **C natural minor - 2 octaves**

C# minor – 1 octave:

Right hand
Left hand

Scale: **C# natural minor - 1 octave**

C# minor – 2 octaves:

Right hand
Left hand

Scale: **C# natural minor - 2 octaves**

D minor – 1 octave:

Right hand
Left hand

Scale: **D natural minor - 1 octave**

D minor – 2 octaves:

Right hand
Left hand

Scale: **D natural minor - 2 octaves**

D# / Eb minor – 1 octave:

Right hand
Left hand

Scale: **D# / Eb natural minor - 1 octave**

D# / Eb minor – 2 octaves:

Right hand
Left hand

Scale: **D# / Eb natural minor - 2 octaves**

E minor – 1 octave:

Right hand
Left hand

Scale: **E natural minor - 1 octave**

E minor – 2 octaves:

Right hand
Left hand

Scale: **E natural minor - 2 octaves**

F minor – 1 octave:

Right hand
Left hand

Scale: **F natural minor - 1 octave**

F minor – 2 octaves:

Right hand
Left hand

Scale: **F natural minor - 2 octaves**

F# minor – 1 octave:

Right hand
Left hand

Scale: **F# natural minor - 1 octave**

F# minor – 2 octaves:

Right hand
Left hand

Scale: **F# natural minor - 2 octaves**

G minor – 1 octave:

Right hand
Left hand

Scale: **G natural minor - 1 octave**

G minor – 2 octaves:

Right hand
Left hand

Scale: **G natural minor - 2 octaves**

G# minor – 1 octave:

Right hand
Left hand

Scale: **G# natural minor - 1 octave**

G# minor – 2 octaves:

Right hand
Left hand

Scale: **G# natural minor - 2 octaves**

A minor – 1 octave:

Right hand
Left hand

Scale: **A natural minor - 1 octave**

A minor – 2 octaves:

Right hand
Left hand

Scale: **A natural minor - 2 octaves**

Bb minor – 1 octave:

Right hand
Left hand

Scale: **Bb natural minor - 1 octave**

Bb minor – 2 octaves:

Right hand
Left hand

Scale: **Bb natural minor - 2 octaves**

B minor – 1 octave:

Right hand
Left hand

Scale: **B natural minor - 1 octave**

B minor – 2 octaves:

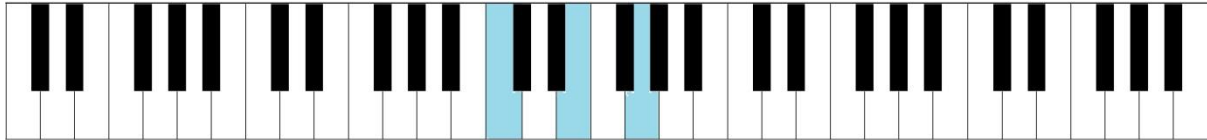
Right hand
Left hand

Scale: **B natural minor - 2 octaves**

Part II – Chords

Major triads

C major – Root position:



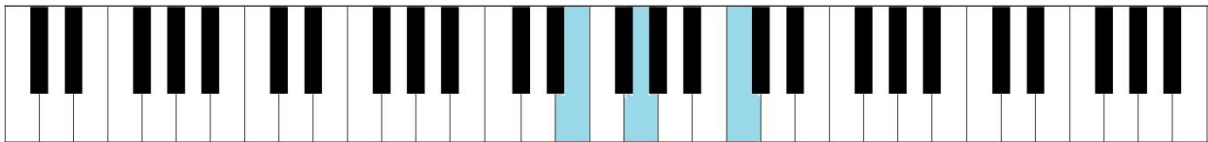
Triad/Chord: **C major**

Notes: **C E G**

Position: **root position**

Finger positions: **1 3 5**

C major – 1st inversion:



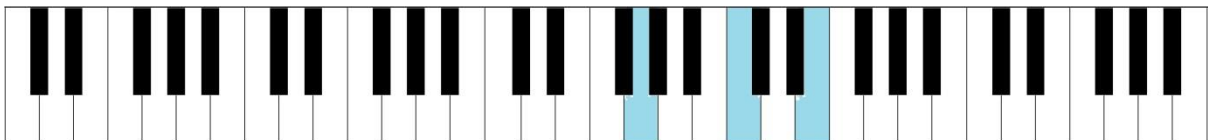
Triad/Chord: **C major**

Notes: **E G C**

Position: **1st inversion**

Finger positions: **1 2 5**

C major – 2nd inversion:



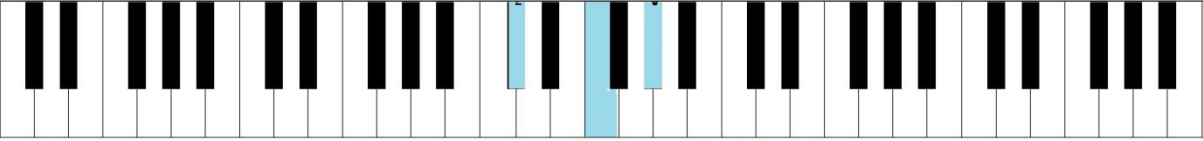
Triad/Chord: **C major**

Notes: **G C E**

Position: **2nd inversion**

Finger positions: **1 3 5**

C#/Db major – Root position:



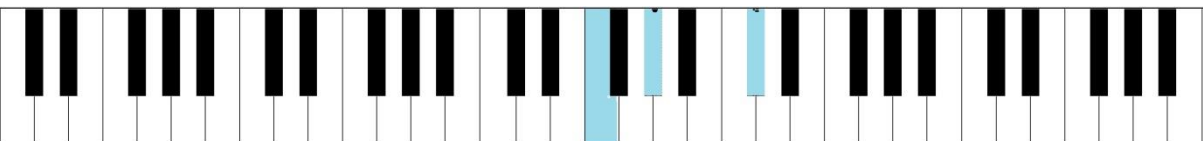
Triad/Chord: **C# / Db major**

Notes: **C# E# G#**
Db F Ab

Position: **root position**

Finger positions: **1 2 4**

C#/Db major – 1st inversion:



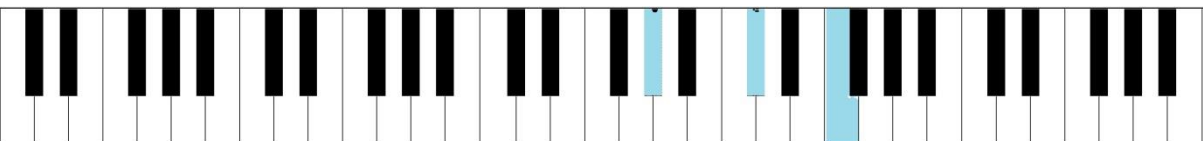
Triad/Chord: **C# / Db major**

Notes: **E# G# C#**
F Ab Db

Position: **1st inversion**

Finger positions: **1 2 4**

C#/Db major 2nd inversion:



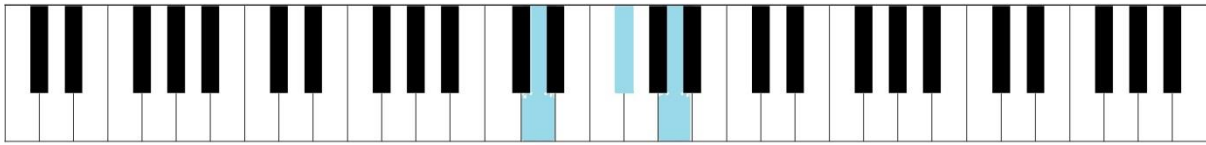
Triad/Chord: **C# / Db major**

Notes: **G# C# E#**
Ab Db F

Position: **2nd inversion**

Finger positions: **1 2 5**

D major – Root position:



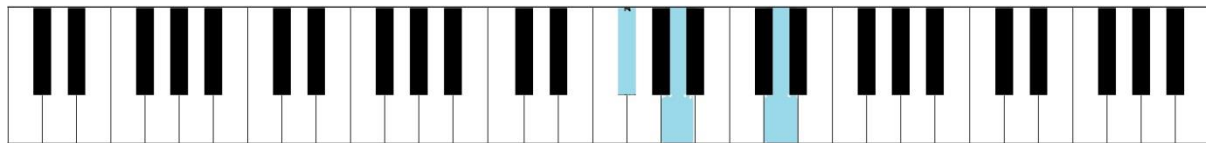
Triad/Chord: **D major**

Notes: **D F# A**

Position: **root position**

Finger positions: **1 3 5**

D major – 1st inversion:



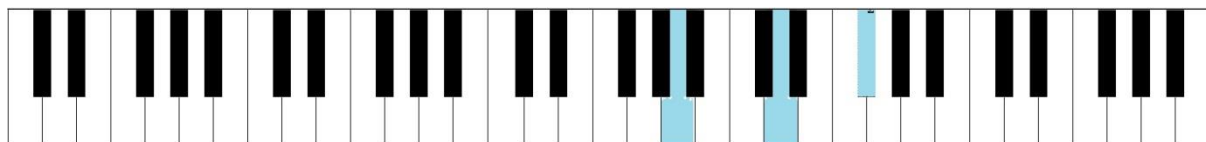
Triad/Chord: **D major**

Notes: **F# A D**

Position: **1st inversion**

Finger positions: **1 2 5**

D major – 2nd inversion:



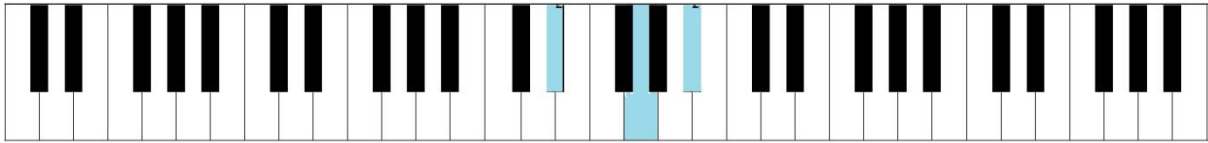
Triad/Chord: **D major**

Notes: **A D F#**

Position: **2nd inversion**

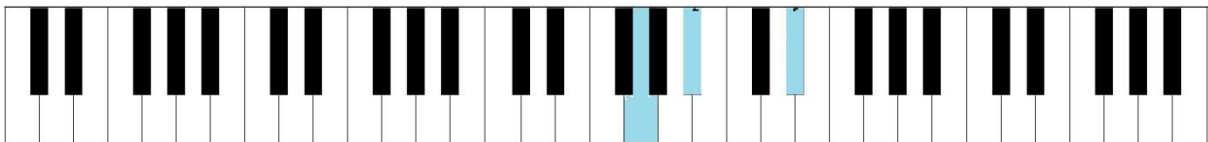
Finger positions: **1 2 4**

D#/Eb major – Root position:



Triad/Chord: **D# / Eb major** Notes: **D# F## A#**
Eb G Bb
Position: **root position** Finger positions: **1 2 4**

D#/Eb major – 1st inversion:



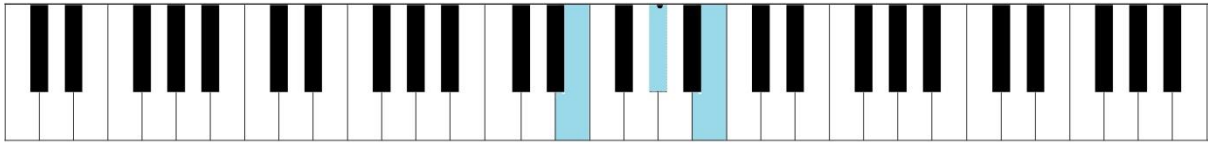
Triad/Chord: **D# / Eb major** Notes: **F## A# D#**
G Bb Eb
Position: **1st inversion** Finger positions: **1 2 4**

D#/Eb major – 2nd inversion:



Triad/Chord: **D# / Eb major** Notes: **A# D# F##**
Bb Eb G
Position: **2nd inversion** Finger positions: **1 3 5**

E major – Root position:



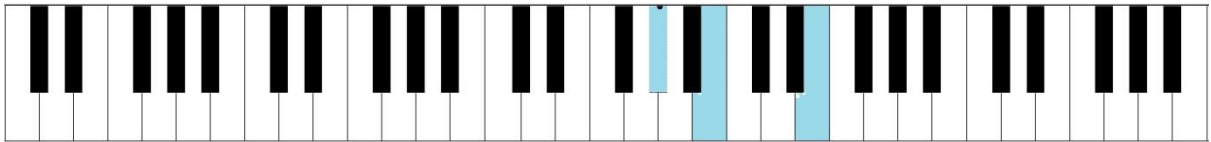
Triad/Chord: **E major**

Notes: **E G# B**

Position: **root position**

Finger positions: **1 3 5**

E major – 1st inversion:



Triad/Chord: **E major**

Notes: **G# B E**

Position: **1st inversion**

Finger positions: **1 2 5**

E major – 2nd inversion:



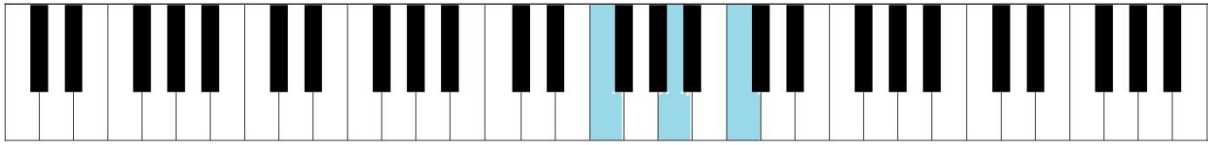
Triad/Chord: **E major**

Notes: **B E G#**

Position: **2nd inversion**

Finger positions: **1 2 4**

F major – Root position:



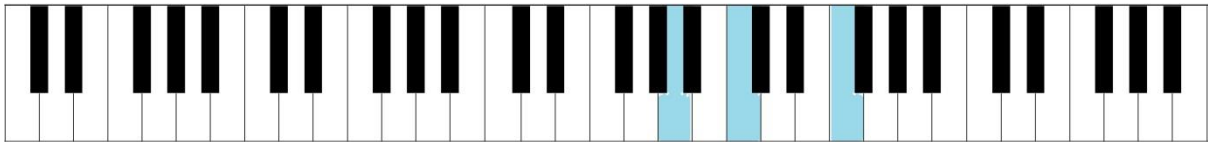
Triad/Chord: **F major**

Notes: **F A C**

Position: **root position**

Finger positions: **1 3 5**

F major – 1st inversion:



Triad/Chord: **F major**

Notes: **A C F**

Position: **1st inversion**

Finger positions: **1 2 5**

F major – 2nd inversion:



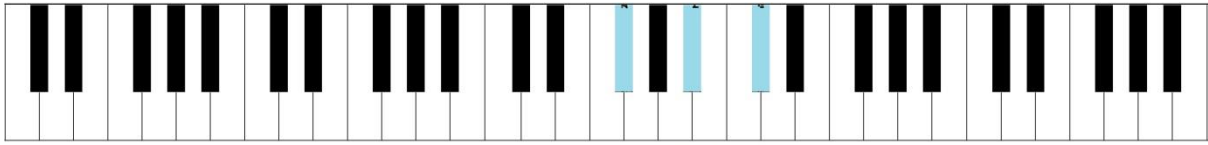
Triad/Chord: **F major**

Notes: **C F A**

Position: **2nd inversion**

Finger positions: **1 3 5**

F#/Gb major – Root position:



Triad/Chord: **F# / Gb major** Notes: **F# A# C#**
Gb Bb Db
Position: **root position** Finger positions: **1 3 5**

F#/Gb major – 1st inversion:



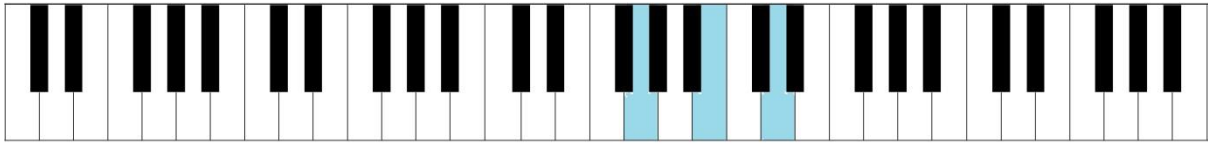
Triad/Chord: **F# / Gb major** Notes: **A# C# F#**
Bb Db Gb
Position: **1st inversion** Finger positions: **1 2 5**

F#/Gb major – 2nd inversion:



Triad/Chord: **F# / Gb major** Notes: **C# F# A#**
Db Gb Bb
Position: **2nd inversion** Finger positions: **1 3 5**

G major – Root position:



Triad/Chord: **G major**

Notes: **G B D**

Position: **root position**

Finger positions: **1 3 5**

G major – 1st inversion:



Triad/Chord: **G major**

Notes: **B D G**

Position: **1st inversion**

Finger positions: **1 2 5**

G major – 2nd inversion:



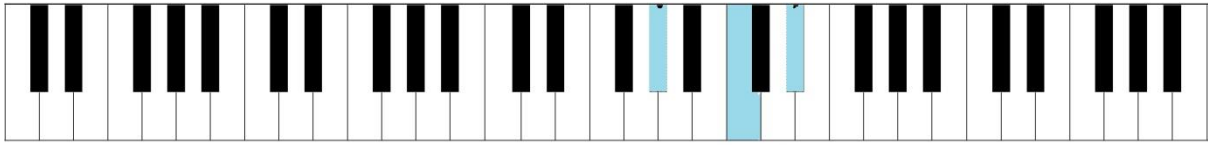
Triad/Chord: **G major**

Notes: **D G B**

Position: **2nd inversion**

Finger positions: **1 3 5**

G#/Ab major – Root position:



Triad/Chord: **G# / Ab major**

Notes: **G# B# D#**

Position: **root position**

Finger positions: **1 2 4**

G#/Ab major – 1st inversion:



Triad/Chord: **G# / Ab major**

Notes: **B# D# G#**

Position: **1st inversion**

Finger positions: **1 2 5**

G#/Ab major – 2nd inversion:



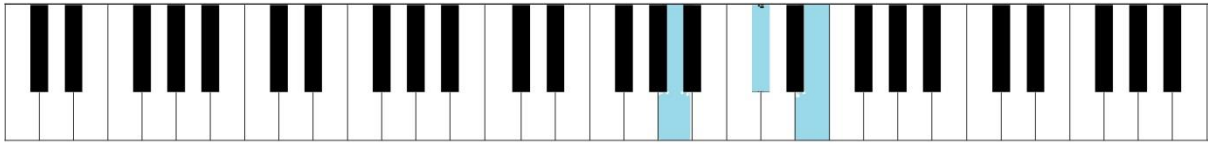
Triad/Chord: **G# / Ab major**

Notes: **D# G# B#**

Position: **2nd inversion**

Finger positions: **1 3 5**

A major – Root position:



Triad/Chord: **A major**

Notes: **A C# E**

Position: **root position**

Finger positions: **1 3 5**

A major – 1st inversion:



Triad/Chord: **A major**

Notes: **C# E A**

Position: **1st inversion**

Finger positions: **1 2 5**

A major – 2nd inversion:



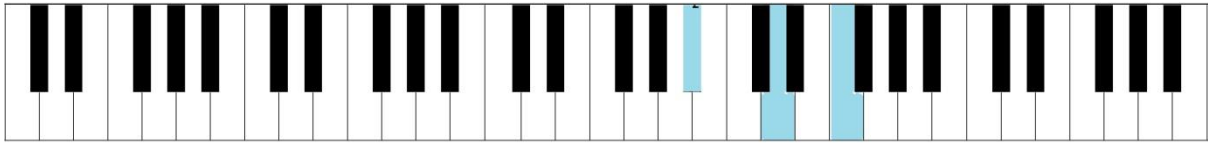
Triad/Chord: **A major**

Notes: **E A C#**

Position: **2nd inversion**

Finger positions: **1 2 4**

A#/Bb major – Root position:



Triad/Chord: **A# / Bb major** Notes: **A# C## E#**
Bb D F
Position: **root position** Finger positions: **1 2 4**

A#/Bb major – 1st inversion:



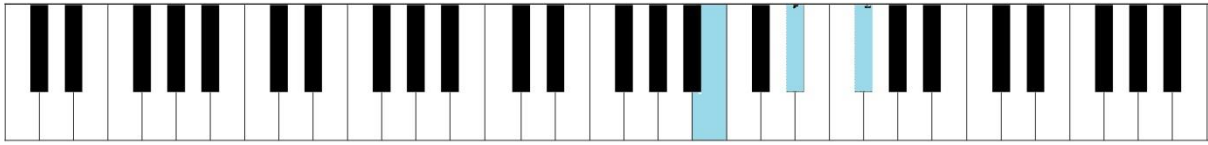
Triad/Chord: **A# / Bb major** Notes: **C## E# A#**
D F Bb
Position: **1st inversion** Finger positions: **1 2 4**

A#/Bb major – 2nd inversion:



Triad/Chord: **A# / Bb major** Notes: **E# A# C##**
F Bb D
Position: **2nd inversion** Finger positions: **1 3 5**

B major – Root position:



Triad/Chord: **B major**

Notes: **B D# F#**

Position: **root position**

Finger positions: **1 2 4**

B major – 1st inversion:



Triad/Chord: **B major**

Notes: **D# F# B**

Position: **1st inversion**

Finger positions: **1 2 5**

B major – 2nd inversion:



Triad/Chord: **B major**

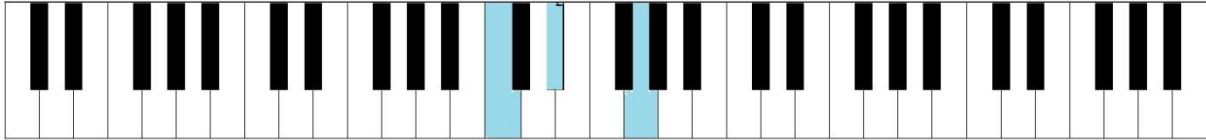
Notes: **F# B D#**

Position: **2nd inversion**

Finger positions: **1 2 4**

Minor triads

C minor – Root position:



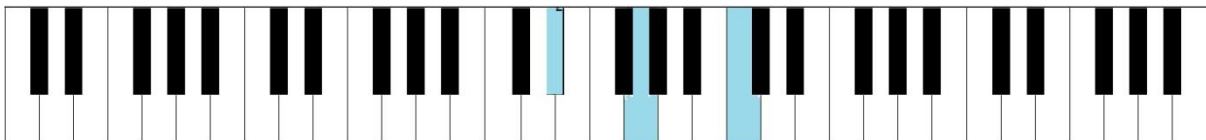
Triad/Chord: C minor

Notes: C Eb G

Position: root position

Finger positions: 1 3 5

C minor – 1st inversion:



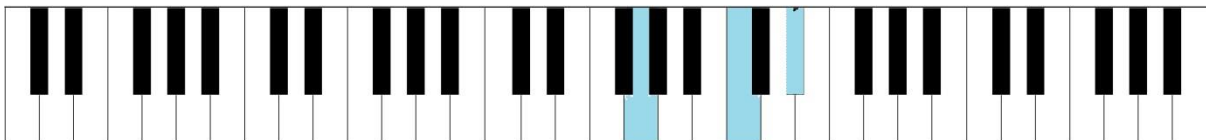
Triad/Chord: C minor

Notes: Eb G C

Position: 1st inversion

Finger positions: 1 2 5

C minor – 2nd inversion:



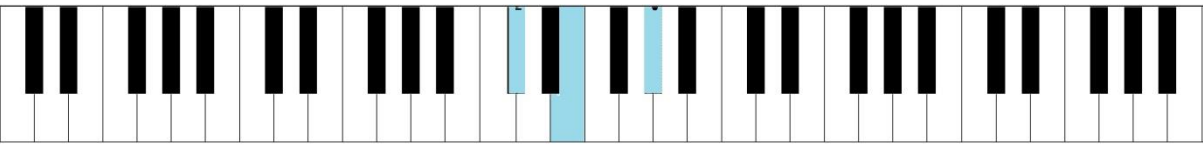
Triad/Chord: C minor

Notes: G C Eb

Position: 2nd inversion

Finger positions: 1 2 4 (or: 1 3 5)

C#/Db minor – Root position:



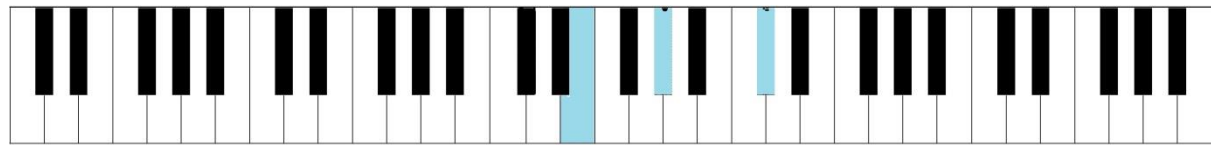
Triad/Chord: C# minor
Db minor

Notes: C# E G#
Db Fb Ab

Position: root position

Finger positions: 1 3 5 (or: 1 2 4)

C#/Db minor – 1st inversion:



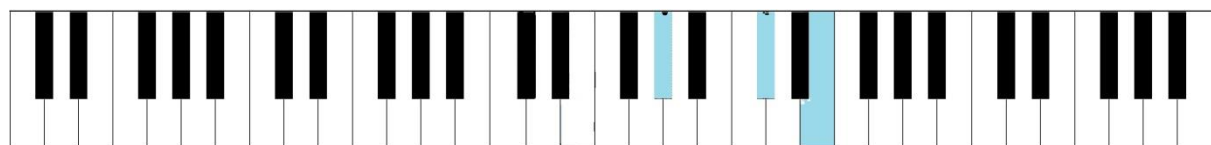
Triad/Chord: C# minor
Db minor

Notes: E G# C#
Fb Ab Db

Position: 1st inversion

Finger positions: 1 3 5 (or: 1 2 4)

C#/Db minor – 2nd inversion:



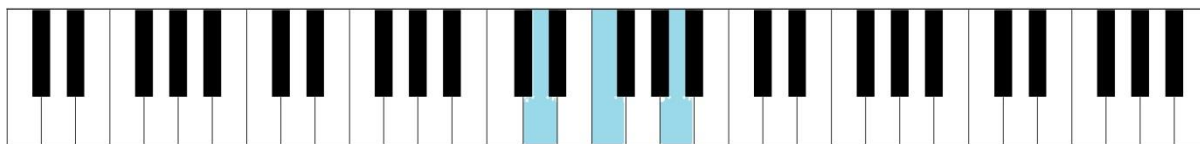
Triad/Chord: C# minor
Db minor

Notes: G# C# E
Ab Db Fb

Position: 2nd inversion

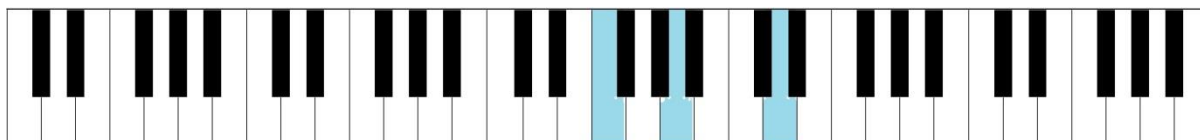
Finger positions: 1 3 5

D minor – Root position:



Triad/Chord: D minor Notes: D F A
Position: root position Finger positions: 1 3 5

D minor – 1st inversion:



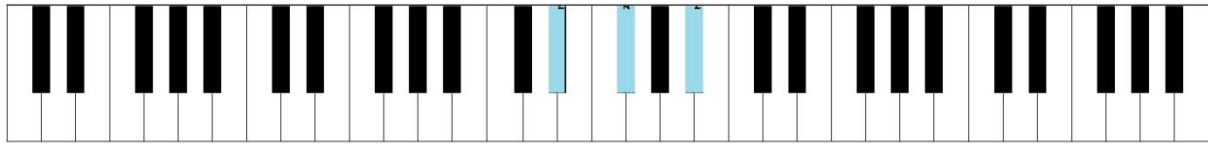
Triad/Chord: D minor Notes: F A D
Position: 1st inversion Finger positions: 1 2 5

D minor – 2nd inversion:



Triad/Chord: D minor Notes: A D F
Position: 2nd inversion Finger positions: 1 3 5

D#/Eb minor – Root position:



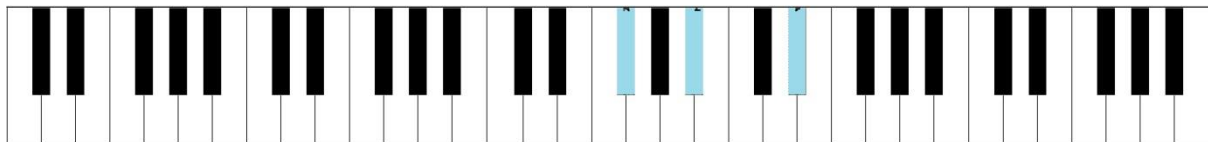
Triad/Chord: D# minor
Eb minor

Notes: D# F# A#
Eb Gb Bb

Position: root position

Finger positions: 1 3 5

D#/Eb minor – 1st inversion:



Triad/Chord: D# minor
Eb minor

Notes: F# A# D#
Gb Bb Eb

Position: 1st inversion

Finger positions: 1 2 5

D#/Eb minor – 2nd inversion:



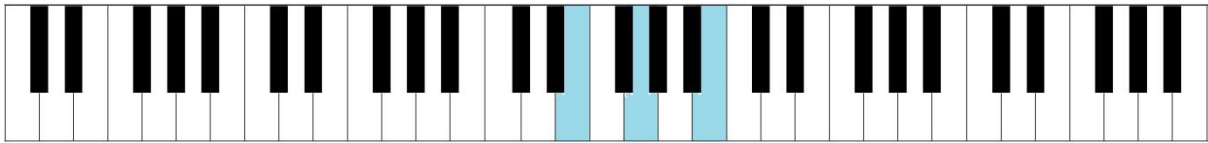
Triad/Chord: D# minor
Eb minor

Notes: A# D# F#
Bb Eb Gb

Position: 2nd inversion

Finger positions: 1 3 5

E minor – Root position:



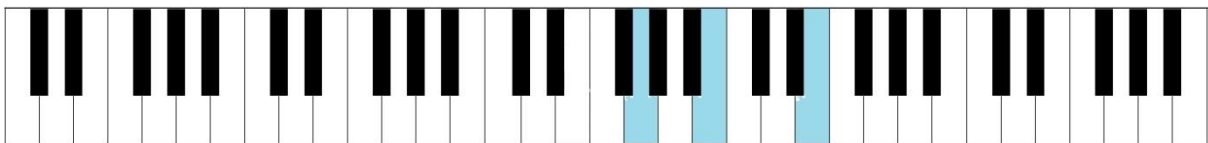
Triad/Chord: E minor

Notes: E G B

Position: root position

Finger positions: 1 3 5

E minor – 1st inversion:



Triad/Chord: E minor

Notes: G B E

Position: 1st inversion

Finger positions: 1 2 5

E minor – 2nd inversion:



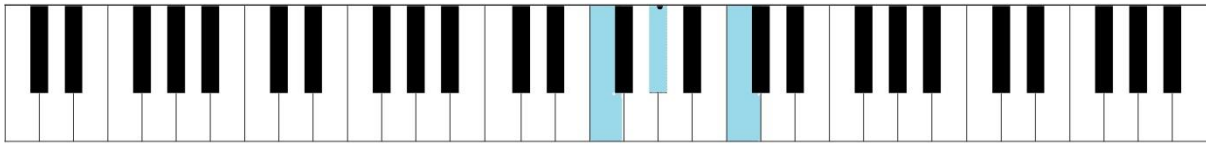
Triad/Chord: E minor

Notes: B E G

Position: 2nd inversion

Finger positions: 1 3 5

F minor – Root position:



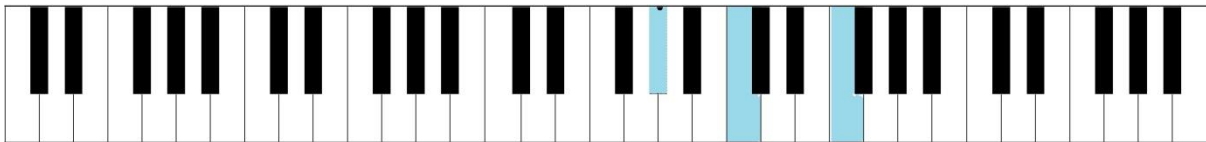
Triad/Chord: F minor

Notes: F Ab C

Position: root position

Finger positions: 1 3 5

F minor – 1st inversion:



Triad/Chord: F minor

Notes: Ab C F

Position: 1st inversion

Finger positions: 1 2 5

F minor – 2nd inversion:



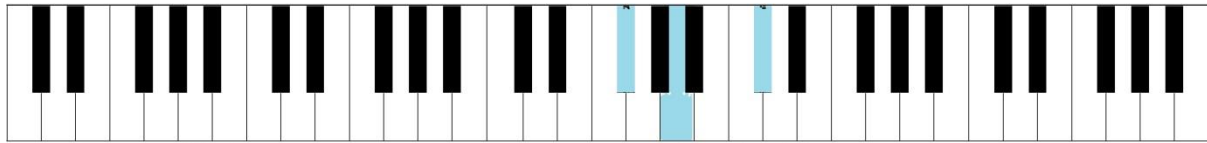
Triad/Chord: F minor

Notes: C F Ab

Position: 2nd inversion

Finger positions: 1 2 4 (or: 1 3 5)

F#/Gb minor – Root position:



Triad/Chord: F# minor
Gb minor

Notes: F# A C#
Gb Bbb Db

Position: root position

Finger positions: 1 2 4

F#/Gb minor 1st inversion:



Triad/Chord: F# minor
Gb minor

Notes: A C# F#
Bbb Db Gb

Position: 1st inversion

Finger positions: 1 2 5

F#/Gb minor – 2nd inversion:



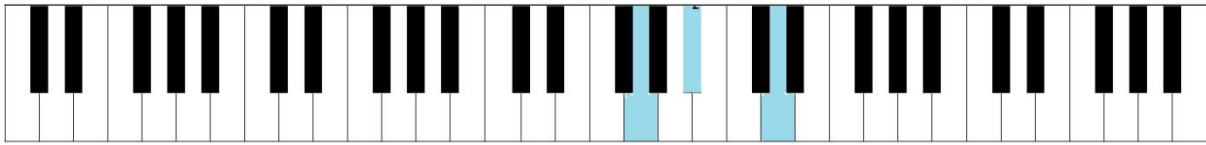
Triad/Chord: F# minor
Gb minor

Notes: C# F# A
Db Gb Bbb

Position: 2nd inversion

Finger positions: 1 2 5

G minor – Root position:



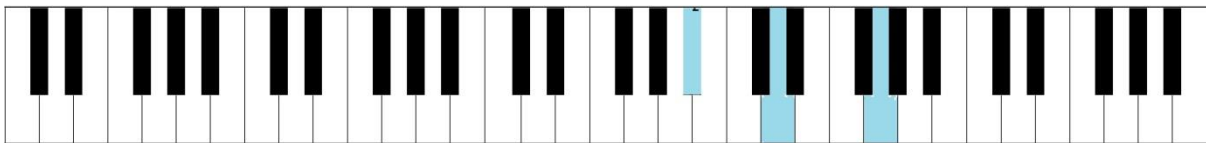
Triad/Chord: G minor

Notes: G Bb D

Position: root position

Finger positions: 1 3 5

G minor – 1st inversion:



Triad/Chord: G minor

Notes: Bb D G

Position: 1st inversion

Finger positions: 1 2 5

G minor – 2nd inversion:



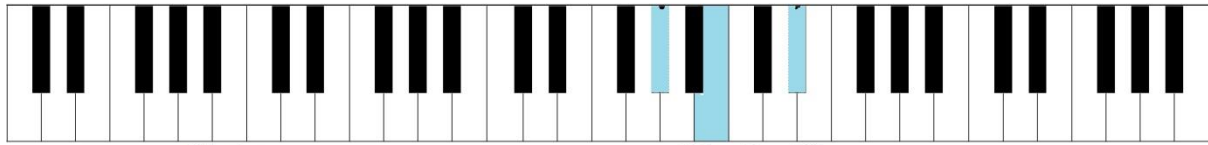
Triad/Chord: G minor

Notes: D G Bb

Position: 2nd inversion

Finger positions: 1 2 4 (or: 1 3 5)

G#/Ab minor – Root position:



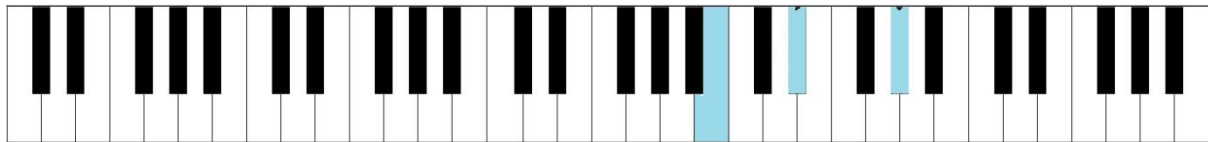
Triad/Chord: G# minor
Ab minor

Notes: G# B D#
Ab Cb Eb

Position: root position

Finger positions: 1 3 5 (or: 1 2 4)

G#/Ab minor – 1st inversion:



Triad/Chord: G# minor
Ab minor

Notes: B D# G#
Cb Eb Ab

Position: 1st inversion

Finger positions: 1 3 5 (or: 1 2 4)

G#/Ab minor – 2nd inversion:



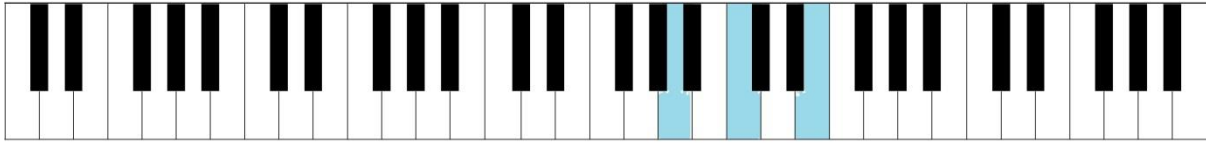
Triad/Chord: G# minor
Ab minor

Notes: D# G# B
Eb Ab Cb

Position: 2nd inversion

Finger positions: 1 3 5 (or: 1 2 4)

A minor – Root position:



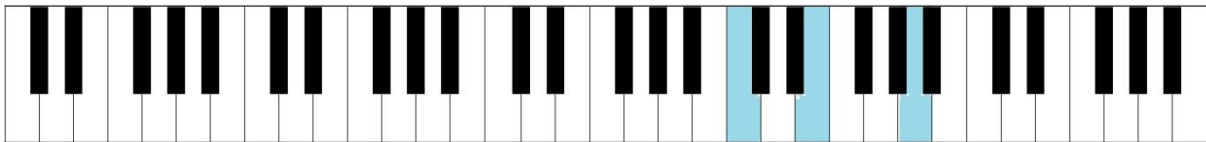
Triad/Chord: A minor

Notes: A C E

Position: root position

Finger positions: 1 3 5

A minor – 1st inversion:



Triad/Chord: A minor

Notes: C E A

Position: 1st inversion

Finger positions: 1 2 5

A minor – 2nd inversion:



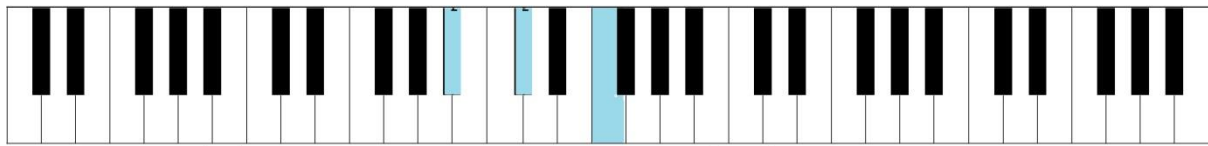
Triad/Chord: A minor

Notes: E A C

Position: 2nd inversion

Finger positions: 1 3 5

Bb/A# minor – Root position:



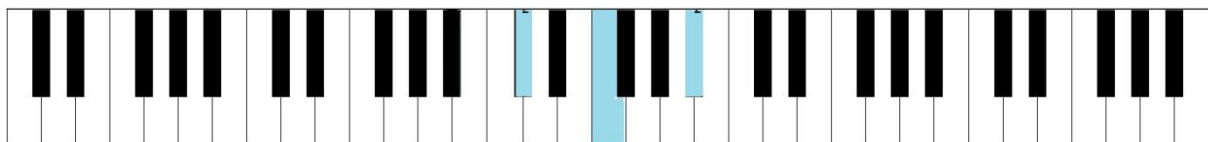
Triad/Chord: Bb minor
A# minor

Notes: Bb Db F
A# C# E#

Position: root position

Finger positions: 1 2 5

Bb/A# minor – 1st inversion:



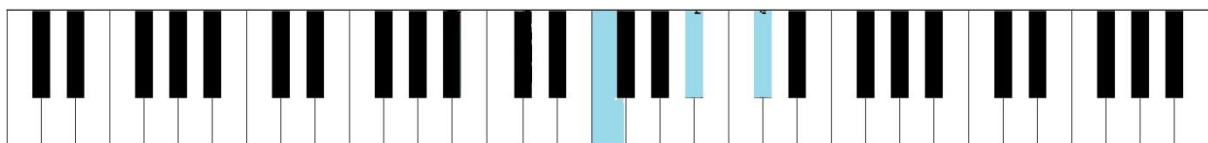
Triad/Chord: Bb minor
A# minor

Notes: Db F Bb
C# E# A#

Position: 1st inversion

Finger positions: 1 2 4

Bb/A# minor – 2nd inversion:



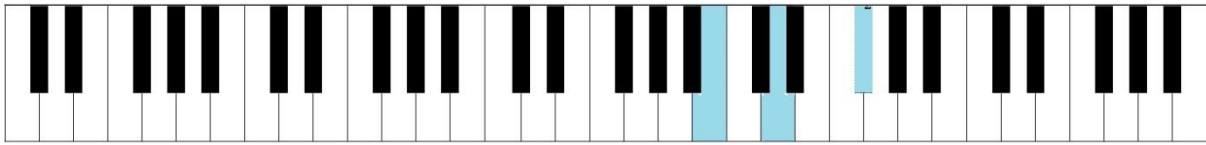
Triad/Chord: Bb minor
A# minor

Notes: F Bb Db
E# A# C#

Position: 2nd inversion

Finger positions: 1 2 4 (or: 1 3 5)

B minor – Root position:



Triad/Chord: B minor Notes: B D F#

Position: root position Finger positions: 1 2 4

B minor – 1st inversion:



Triad/Chord: B minor Notes: D F# B

Position: 1st inversion Finger positions: 1 2 5

B minor – 2nd inversion:

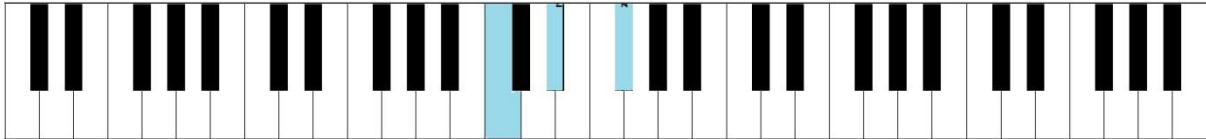


Triad/Chord: B minor Notes: F# B D

Position: 2nd inversion Finger positions: 1 2 4 (or: 1 3 5)

Diminished triads

C diminished – Root position :



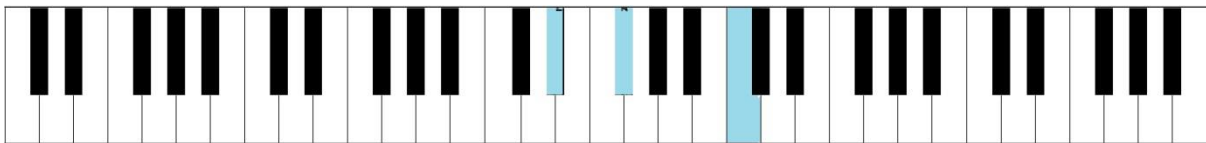
Triad/Chord: **C diminished**

Notes: **C Eb Gb**

Position: **root position**

Finger positions: **1 2 3 (or: 1 2 4)**

C diminished – 1st inversion :



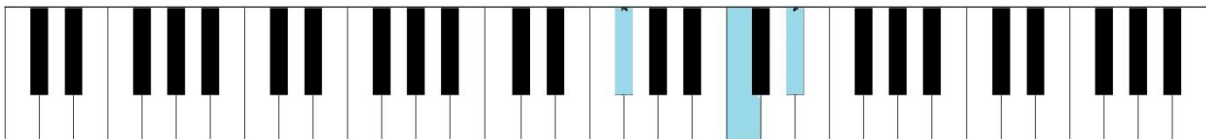
Triad/Chord: **C diminished**

Notes: **Eb Gb C**

Position: **1st inversion**

Finger positions: **1 2 5**

C diminished – 2nd inversion :



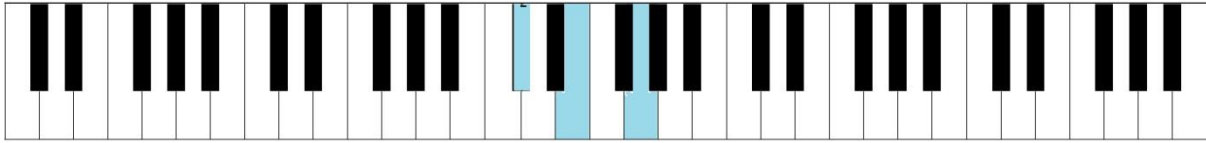
Triad/Chord: **C diminished**

Notes: **Gb C Eb**

Position: **2nd inversion**

Finger positions: **1 2 4**

C#/Db diminished – Root position:



Triad/Chord: **C# / Db diminished**

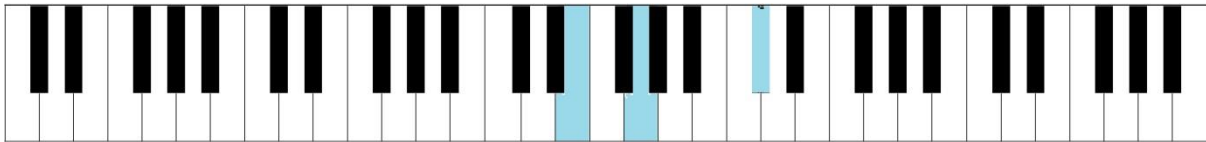
Notes: **C# E G**

Position: **root position**

Finger positions: **1 3 5 (or: 1 2 4)**

Db Fb Abb

C#/Db diminished – 1st inversion:



Triad/Chord: **C# / Db diminished**

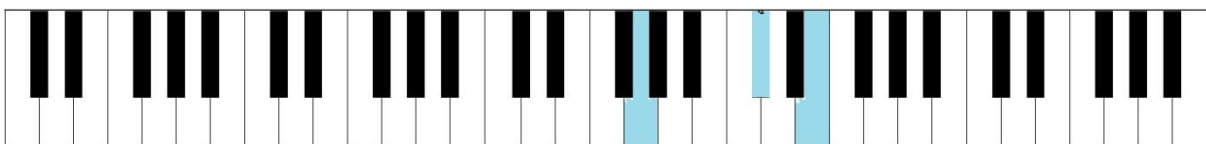
Notes: **E G C#**

Position: **1st inversion**

Finger positions: **1 2 5**

Fb Abb Db

C#/Db diminished – 2nd inversion:



Triad/Chord: **C# / Db diminished**

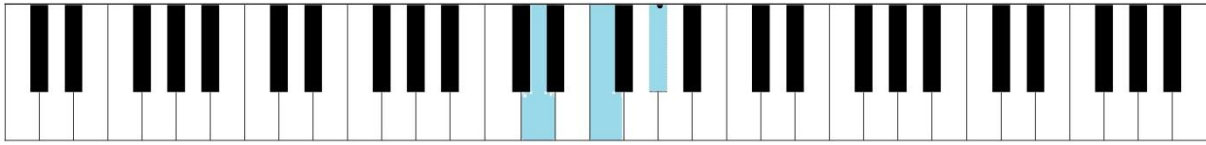
Notes: **G C# E**

Position: **2nd inversion**

Finger positions: **1 3 5**

Abb Db Fb

D diminished – Root position:



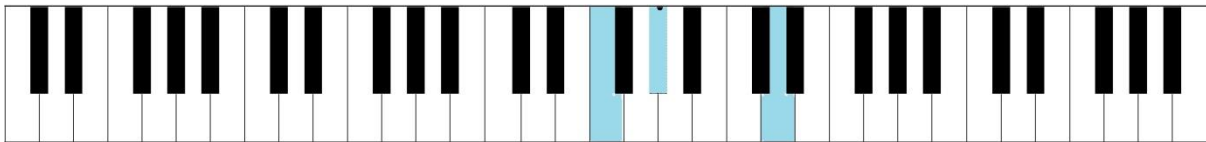
Triad/Chord: **D diminished**

Notes: **D F Ab**

Position: **root position**

Finger positions: **1 2 4**

D diminished – 1st inversion:



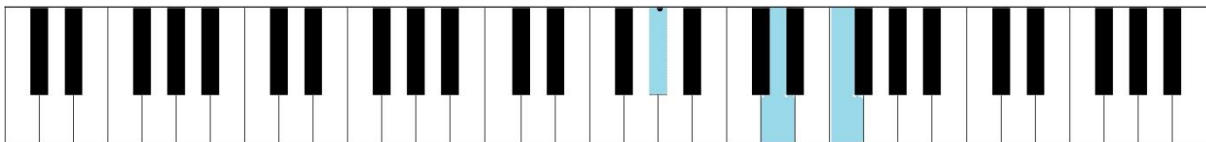
Triad/Chord: **D diminished**

Notes: **F Ab D**

Position: **1st inversion**

Finger positions: **1 2 5**

D diminished – 2nd inversion:



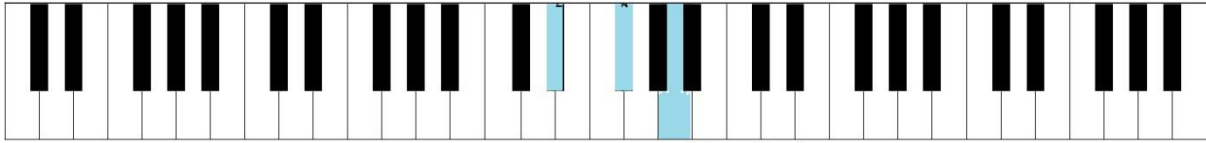
Triad/Chord: **D diminished**

Notes: **Ab D F**

Position: **2nd inversion**

Finger positions: **1 3 5**

D#/Eb diminished – Root position:



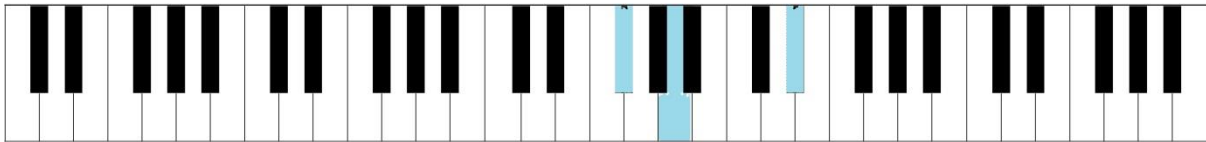
Triad/Chord: **D# / Eb diminished**

Notes: **D# F# A**
Eb Gb Bbb

Position: **root position**

Finger positions: **1 3 5**

D#/Eb diminished – 1st inversion:



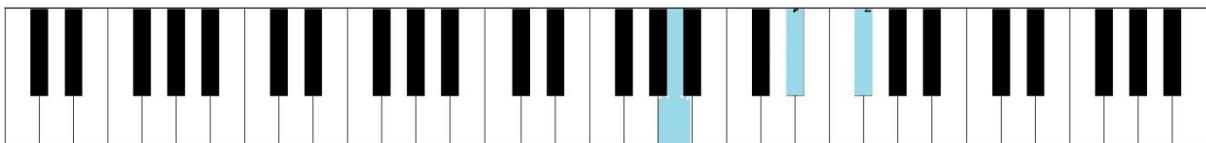
Triad/Chord: **D# / Eb diminished**

Notes: **F# A D#**
Gb Bbb Eb

Position: **1st inversion**

Finger positions: **1 2 5**

D#/Eb diminished – 2nd inversion:



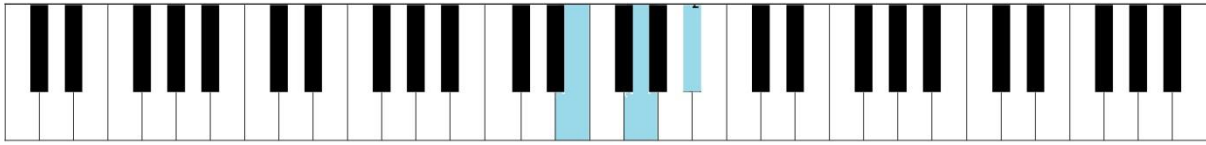
Triad/Chord: **D# / Eb diminished**

Notes: **A D# F#**
Bbb Eb Gb

Position: **2nd inversion**

Finger positions: **1 3 5**

E diminished – Root position:



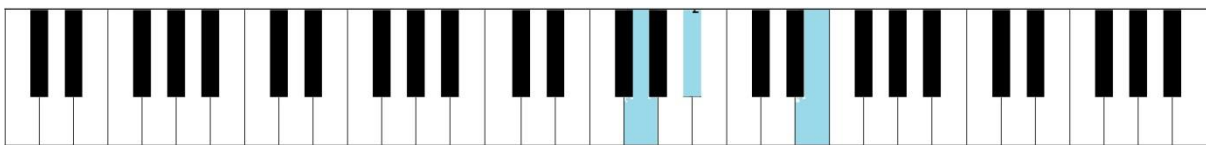
Triad/Chord: **E diminished**

Notes: **E G Bb**

Position: **root position**

Finger positions: **1 2 4**

E diminished – 1st inversion:



Triad/Chord: **E diminished**

Notes: **G Bb E**

Position: **1st inversion**

Finger positions: **1 2 5**

E diminished – 2nd inversion:



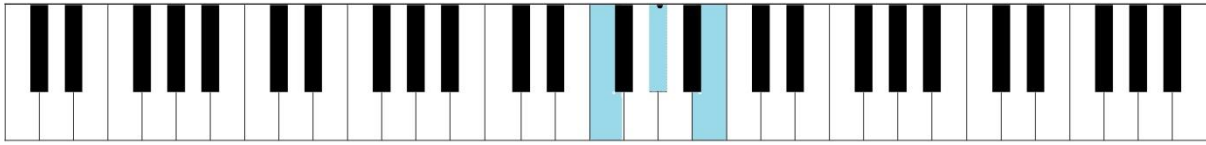
Triad/Chord: **E diminished**

Notes: **Bb E G**

Position: **2nd inversion**

Finger positions: **1 3 5**

F diminished – Root position:



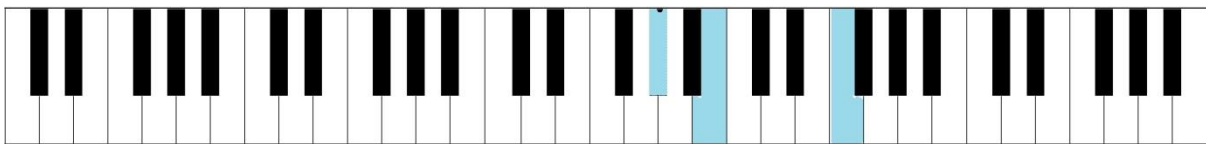
Triad/Chord: **F diminished**

Notes: **F Ab Cb**

Position: **root position**

Finger positions: **1 2 4**

F diminished – 1st inversion:



Triad/Chord: **F diminished**

Notes: **Ab Cb F**

Position: **1st inversion**

Finger positions: **1 2 5**

F diminished – 2nd inversion:



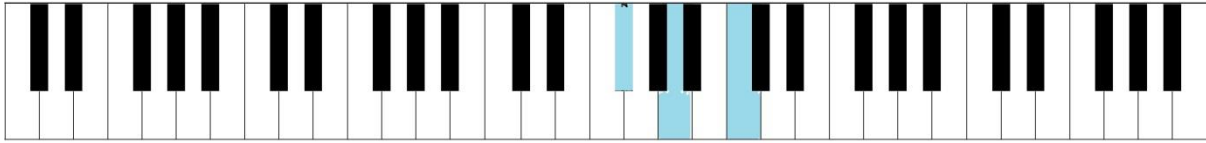
Triad/Chord: **F diminished**

Notes: **Cb F Ab**

Position: **2nd inversion**

Finger positions: **1 2 4**

F#/Gb diminished – Root position:



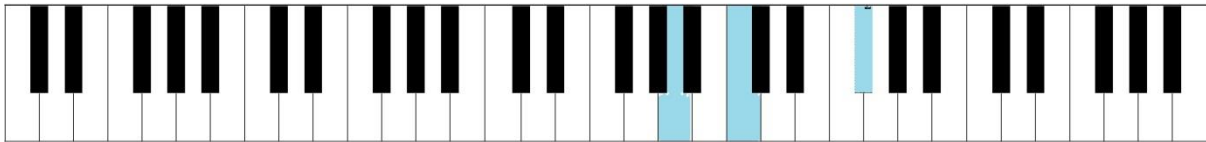
Triad/Chord: **F# / Gb diminished**

Notes: **F# A C**
Gb Bbb Dbb

Position: **root position**

Finger positions: **1 3 5**

F#/Gb diminished – 1st inversion:



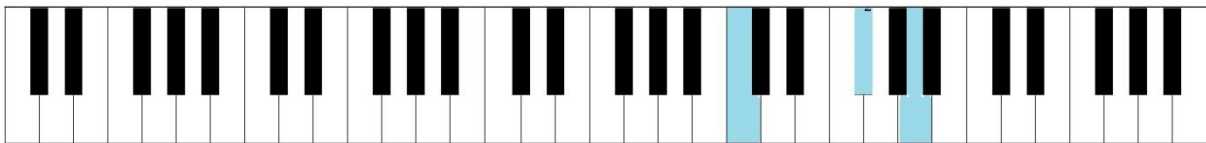
Triad/Chord: **F# / Gb diminished**

Notes: **A C F#**
Bbb Dbb Gb

Position: **1st inversion**

Finger positions: **1 2 5**

F#/Gb diminished – 2nd inversion:



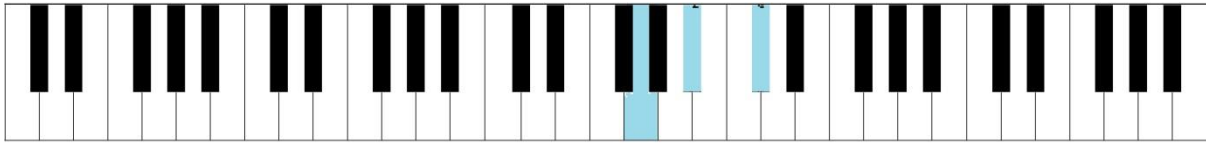
Triad/Chord: **F# / Gb diminished**

Notes: **C F# A**
Dbb Gb Bbb

Position: **2nd inversion**

Finger positions: **1 3 5**

G diminished – Root position:



Triad/Chord: **G diminished**

Notes: **G Bb Db**

Position: **root position**

Finger positions: **1 2 4**

G diminished – 1st inversion:



Triad/Chord: **G diminished**

Notes: **Bb Db G**

Position: **1st inversion**

Finger positions: **1 2 5**

G diminished – 2nd inversion:



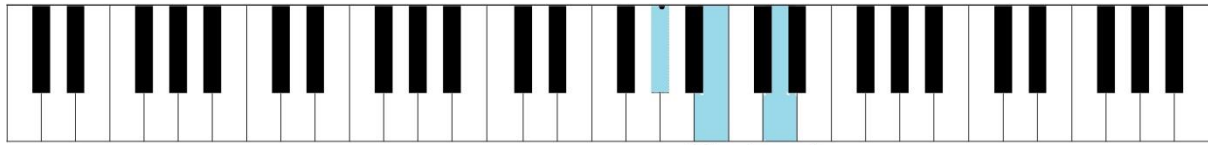
Triad/Chord: **G diminished**

Notes: **Db G Bb**

Position: **2nd inversion**

Finger positions: **1 2 4**

G#/Ab diminished – Root position:



Triad/Chord: **G# / Ab diminished**

Notes: **G# B D**
Ab Cb Ebb

Position: **root position**

Finger positions: **1 3 5 (or: 1 2 4)**

G#/Ab diminished – 1st inversion:



Triad/Chord: **G# / Ab diminished**

Notes: **B D G#**
Cb Ebb Ab

Position: **1st inversion**

Finger positions: **1 2 5**

G#/Ab diminished – 2nd inversion:



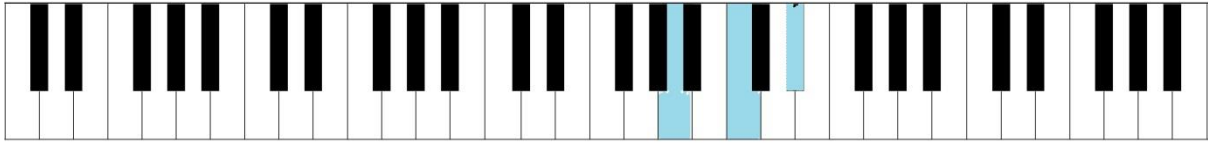
Triad/Chord: **G# / Ab diminished**

Notes: **D G# B**
Ebb Ab Cb

Position: **2nd inversion**

Finger positions: **1 3 5**

A diminished – Root position:



Triad/Chord: **A diminished**

Notes: **A C Eb**

Position: **root position**

Finger positions: **1 2 4**

A diminished – 1st inversion:



Triad/Chord: **A diminished**

Notes: **C Eb A**

Position: **1st inversion**

Finger positions: **1 2 5**

A diminished – 2nd inversion:



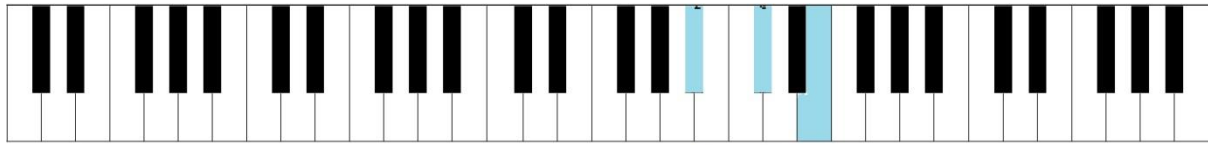
Triad/Chord: **A diminished**

Notes: **Eb A C**

Position: **2nd inversion**

Finger positions: **1 3 5**

A#/Bb diminished – Root position:



Triad/Chord: **A# / Bb diminished**

Notes: **A# C# E**
Bb Db Fb

Position: **root position**

Finger positions: **1 2 4**

A#/Bb diminished – 1st inversion:



Triad/Chord: **A# / Bb diminished**

Notes: **C# E A#**
Db Fb Bb

Position: **1st inversion**

Finger positions: **1 2 5**

A#/Bb diminished – 2nd inversion:



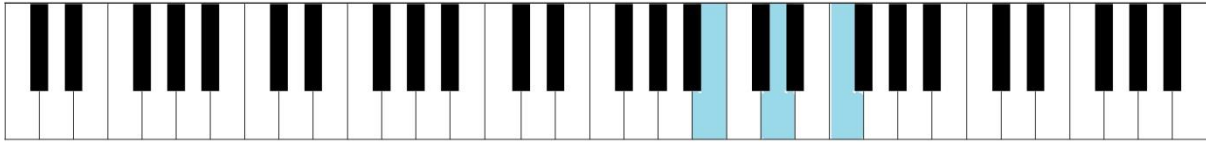
Triad/Chord: **A# / Bb diminished**

Notes: **E A# C#**
Fb Bb Db

Position: **2nd inversion**

Finger positions: **1 3 5 (or: 1 2 4)**

B diminished – Root position:



Triad/Chord: **B diminished**

Notes: **B D F**

Position: **root position**

Finger positions: **1 2 4 (or: 1 3 5)**

B diminished – 1st inversion:



Triad/Chord: **B diminished**

Notes: **D F B**

Position: **1st inversion**

Finger positions: **1 2 4 (or: 1 3 5)**

B diminished – 2nd inversion:



Triad/Chord: **B diminished**

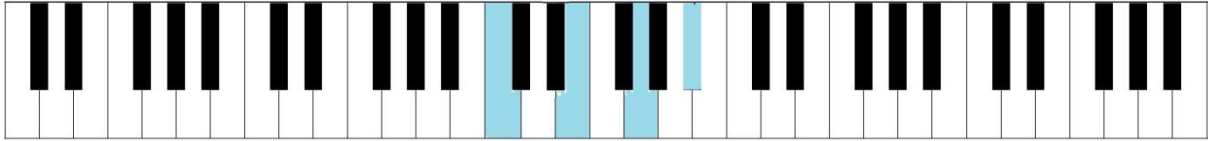
Notes: **F B D**

Position: **2nd inversion**

Finger positions: **1 3 5**

Dominant 7th chords

C7 – Root position:



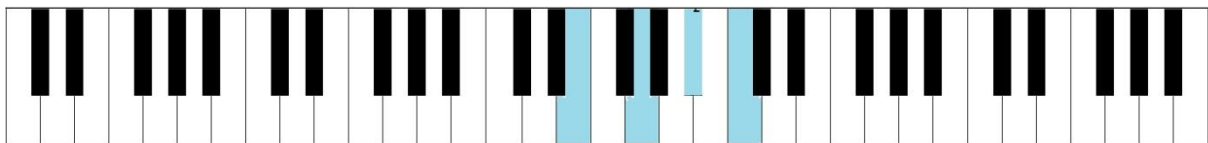
Triad/Chord: C7

Notes: C E G Bb

Position: root position

Finger positions: 1 2 3 4 (or: 1 2 4 5)

C7 – 1st inversion:



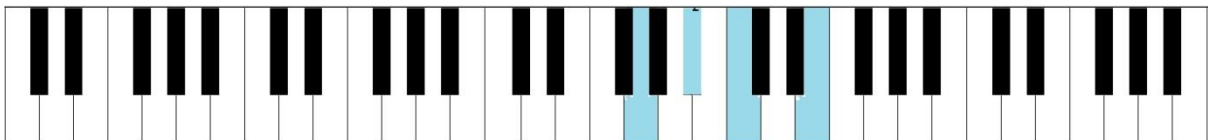
Triad/Chord: C7

Notes: E G Bb C

Position: 1st inversion

Finger positions: 1 2 3 4 (or: 1 2 4 5)

C7 – 2nd inversion:



Triad/Chord: C7

Notes: G Bb C E

Position: 2nd inversion

Finger positions: 1 2 3 5 (or: 1 2 3 4)

C7 – 3rd inversion:



Triad/Chord: C7

Notes: Bb C E G

Position: 3rd inversion

Finger positions: 1 2 3 4

C#7 / Db7 – Root position:



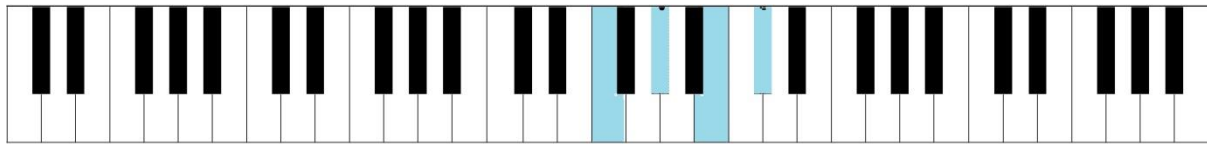
Triad/Chord: C#7 / Db7

Notes: C# E# G# B
Db F Ab Cb

Position: root position

Finger positions: 1 2 3 5 (or: 1 2 3 4)

C#7 / Db7 – 1st inversion:



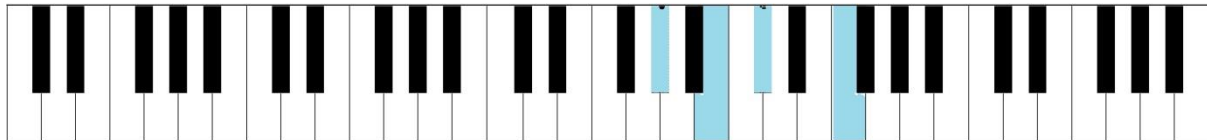
Triad/Chord: C#7 / Db7

Notes: E# G# B C#
F Ab Cb Db

Position: 1st inversion

Finger positions: 1 2 3 4 (or: 1 2 3 5)

C#7 / Db7 – 2nd inversion:



Triad/Chord: C#7 / Db7

Notes: G# B C# E#
Ab Cb Db F

Position: 2nd inversion

Finger positions: 1 2 3 5

C#7 / Db7 – 3rd inversion:



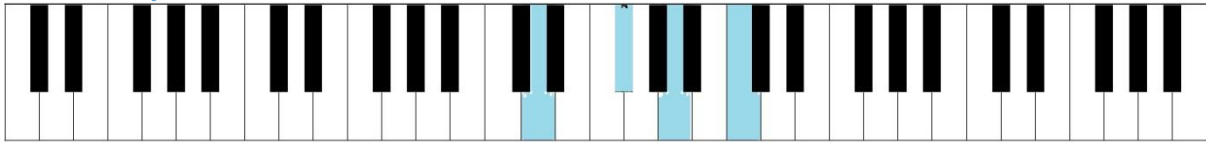
Triad/Chord: C#7 / Db7

Notes: B C# E# G#
Cb Db F Ab

Position: 3rd inversion

Finger positions: 1 2 4 5 (or: 1 2 3 4)

D7 – Root position:



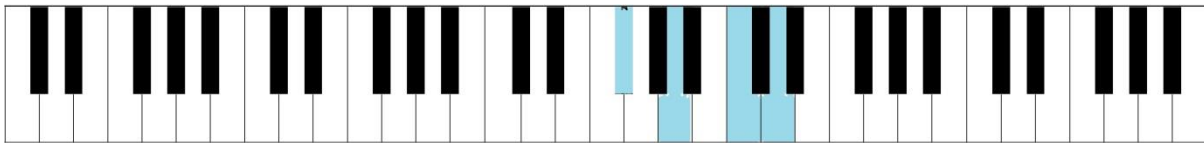
Triad/Chord: D7

Notes: D F# A C

Position: root position

Finger positions: 1 2 3 5 (or: 1 2 3 4)

D7 – 1st inversion:



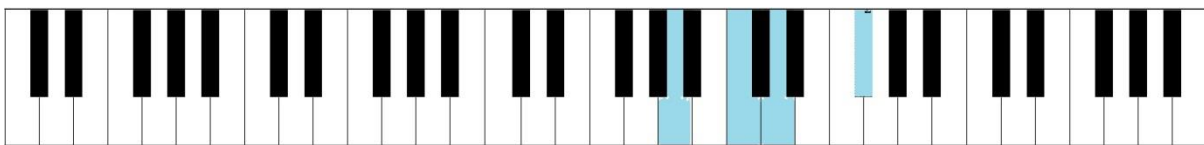
Triad/Chord: D7

Notes: F# A C D

Position: 1st inversion

Finger positions: 1 2 3 4 (or: 1 2 4 5)

D7 – 2nd inversion:



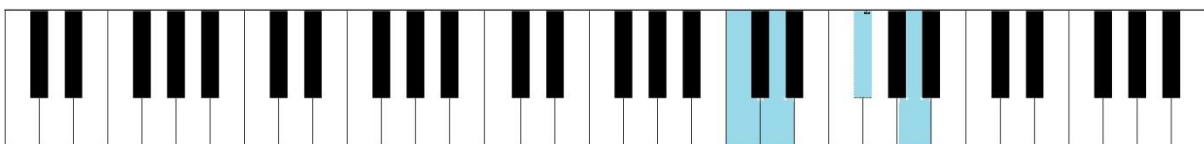
Triad/Chord: D7

Notes: A C D F#

Position: 2nd inversion

Finger positions: 1 2 3 4 (or: 1 2 3 5)

D7 – 3rd inversion:



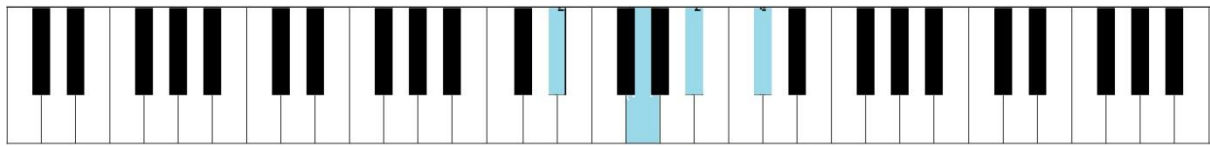
Triad/Chord: D7

Notes: C D F# A

Position: 3rd inversion

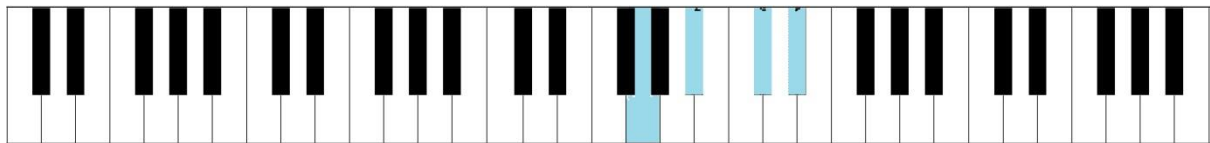
Finger positions: 1 2 3 5

D#7 / Eb7 – Root position:



Triad/Chord: D#7 / Eb7
 Notes: D# F## A# C#
 Eb G Bb Db
 Position: root position
 Finger positions: 1 2 3 5

D#7 / Eb7 – 1st inversion:



Triad/Chord: D#7 / Eb7
 Notes: F## A# C# D#
 G Bb Db Eb
 Position: 1st inversion
 Finger positions: 1 2 4 5 (or: 1 2 3 4)

D#7 / Eb7 – 2nd inversion:



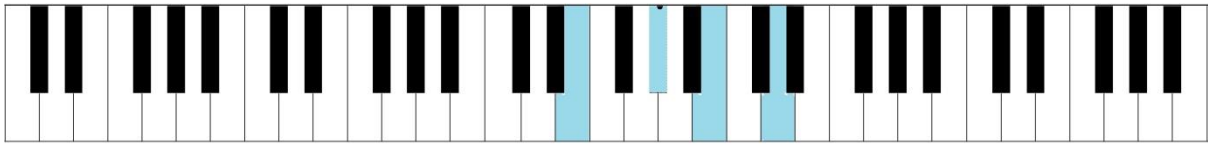
Triad/Chord: D#7 / Eb7
 Notes: A# C# D# F##
 Bb Db Eb G
 Position: 2nd inversion
 Finger positions: 1 2 3 5

D#7 / Eb7 – 3rd inversion:



Triad/Chord: D#7 / Eb7
 Notes: C# D# F## A#
 Db Eb G Bb
 Position: 3rd inversion
 Finger positions: 1 2 3 4 (or: 1 2 3 5)

E7 – Root position:



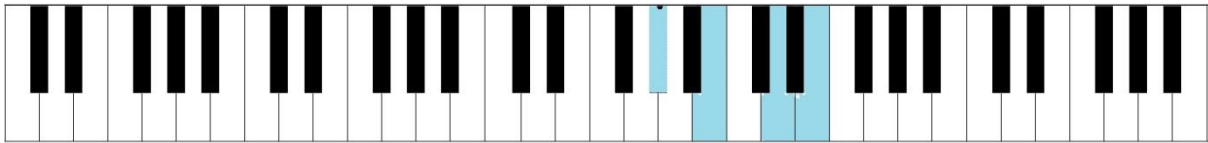
Triad/Chord: E7

Notes: E G# B D

Position: root position

Finger positions: 1 2 3 5 (or: 1 2 3 4)

E7 – 1st inversion:



Triad/Chord: E7

Notes: G# B D E

Position: 1st inversion

Finger positions: 1 2 4 5

E7 – 2nd inversion:



Triad/Chord: E7

Notes: B D E G#

Position: 2nd inversion

Finger positions: 1 2 3 5 (or: 1 2 3 4)

E7 – 3rd inversion:



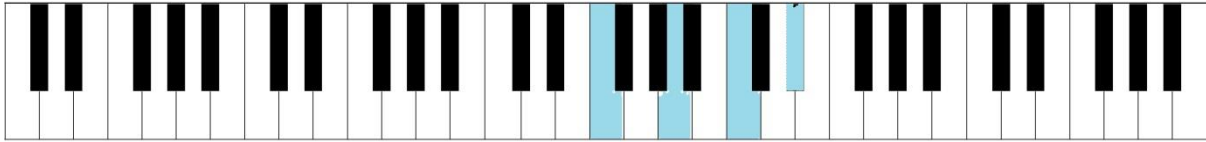
Triad/Chord: E7

Notes: D E G# B

Position: 3rd inversion

Finger positions: 1 2 3 5 (or: 1 2 3 4)

F7 – Root position:



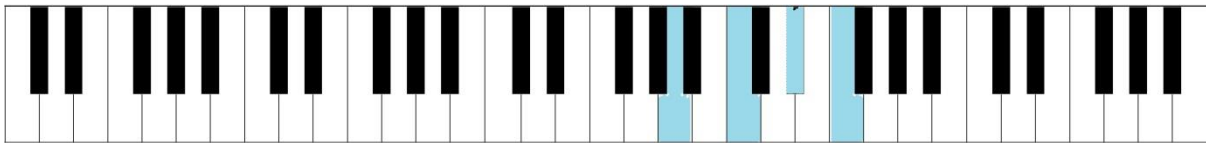
Triad/Chord: F7

Notes: F A C Eb

Position: root position

Finger positions: 1 2 3 4 (or: 1 2 3 4)

F7 – 1st inversion:



Triad/Chord: F7

Notes: A C Eb F

Position: 1st inversion

Finger positions: 1 2 3 4

F7 – 2nd inversion:



Triad/Chord: F7

Notes: C Eb F A

Position: 2nd inversion

Finger positions: 1 2 3 5

F7 – 3rd inversion:



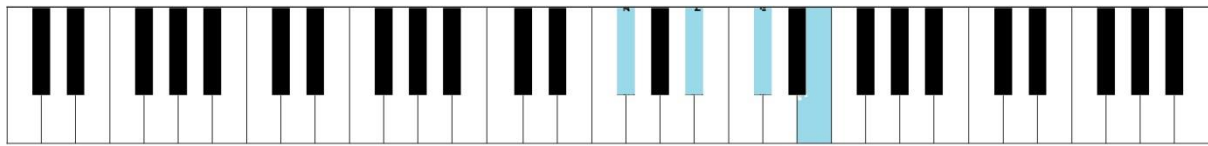
Triad/Chord: F7

Notes: Eb F A C

Position: 3rd inversion

Finger positions: 1 2 3 5

F#7 / Gb7 – Root position:



Triad/Chord: **F#7 / Gb7**
 Notes: **F# A# C# E**
Gb Bb Db Fb
 Position: **root position** Finger positions: **1 2 3 5 (or: 1 2 3 4)**

F#7 / Gb7 – 1st inversion:



Triad/Chord: **F#7 / Gb7**
 Notes: **A# C# E F#**
Bb Db Fb Gb
 Position: **1st inversion** Finger positions: **1 2 3 4 (or: 1 2 3 5)**

F#7 / Gb7 – 2nd inversion:



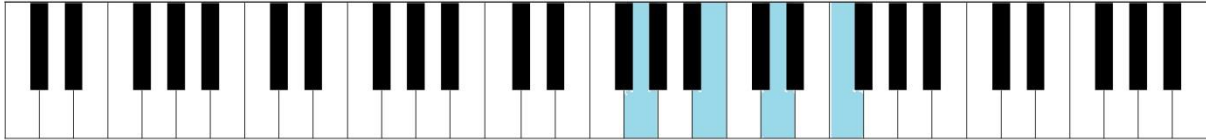
Triad/Chord: **F#7 / Gb7**
 Notes: **C# E F# A#**
Db Fb Gb Bb
 Position: **2nd inversion** Finger positions: **1 2 3 5**

F#7 / Gb7 – 3rd inversion:



Triad/Chord: **F#7 / Gb7**
 Notes: **E F# A# C#**
Fb Gb Bb Db
 Position: **3rd inversion** Finger positions: **1 2 3 5**

G7 – Root position:



Triad/Chord: G7

Notes: G B D F

Position: root position

Finger positions: 1 2 3 5 (or: 1 2 3 4)

G7 – 1st inversion:



Triad/Chord: G7

Notes: B D F G

Position: 1st inversion

Finger positions: 1 2 4 5 (or: 1 2 3 4)

G7 – 2nd inversion:



Triad/Chord: G7

Notes: D F G B

Position: 2nd inversion

Finger positions: 1 2 3 5

G7 – 3rd inversion:



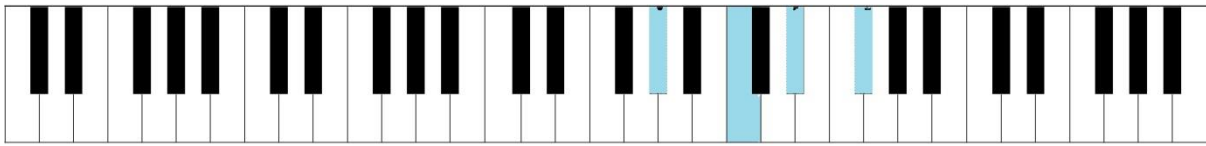
Triad/Chord: G7

Notes: F G B D

Position: 3rd inversion

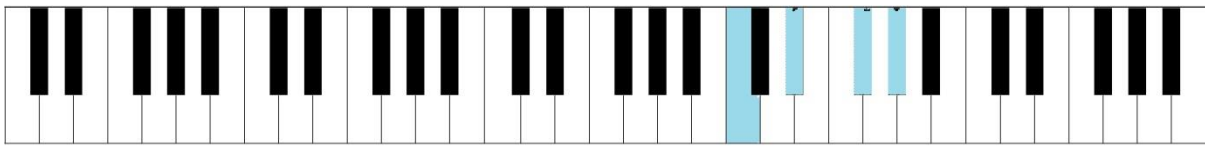
Finger positions: 1 2 3 5 (or: 1 2 3 4)

G#7 / Ab7 – Root position:



Triad/Chord: G#7 / Ab7
 Notes: G# B# D# F#
 Ab C Eb Gb
 Position: root position
 Finger positions: 1 2 3 5 (or: 1 2 3 4)

G#7 / Ab7 – 1st inversion:



Triad/Chord: G#7 / Ab7
 Notes: B# D# F# G#
 C Eb Gb Ab
 Position: 1st inversion
 Finger positions: 1 2 3 4 (or: 1 2 4 5)

G#7 / Ab7 – 2nd inversion:



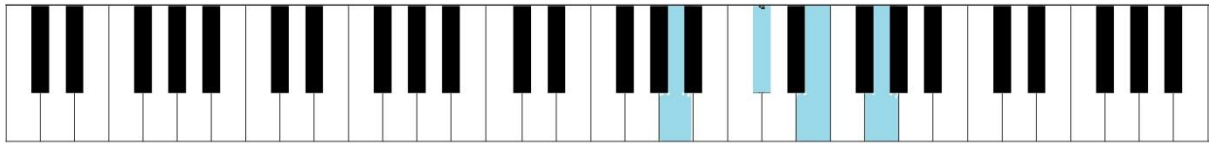
Triad/Chord: G#7 / Ab7
 Notes: D# F# G# B#
 Eb Gb Ab C
 Position: 2nd inversion
 Finger positions: 1 2 3 5

G#7 / Ab7 – 3rd inversion:



Triad/Chord: G#7 / Ab7
 Notes: F# G# B# D#
 Gb Ab C Eb
 Position: 3rd inversion
 Finger positions: 1 2 3 5 (or: 1 2 3 4)

A7 – Root position:



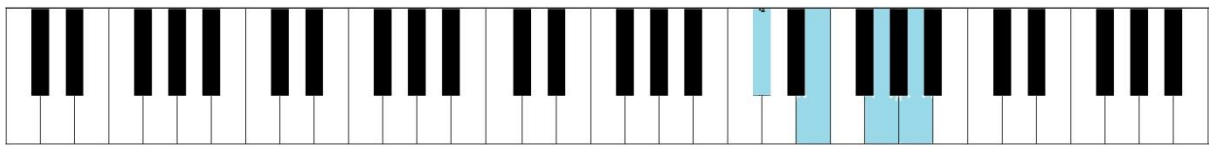
Triad/Chord: A7

Notes: A C# E G

Position: root position

Finger positions: 1 2 3 5 (or: 1 2 3 4)

A7 – 1st inversion:



Triad/Chord: A7

Notes: C# E G A

Position: 1st inversion

Finger positions: 1 2 4 5 (or: 1 2 3 4)

A7 – 2nd inversion:



Triad/Chord: A7

Notes: E G A C#

Position: 2nd inversion

Finger positions: 1 2 3 4 (or: 1 2 3 5)

A7 – 3rd inversion:



Triad/Chord: A7

Notes: G A C# E

Position: 3rd inversion

Finger positions: 1 2 3 5

B7 – Root position:



Triad/Chord: B7

Notes: B D# F# A

Position: root position

Finger positions: 1 2 3 5 (or: 1 2 3 4)

B7 – 1st inversion:



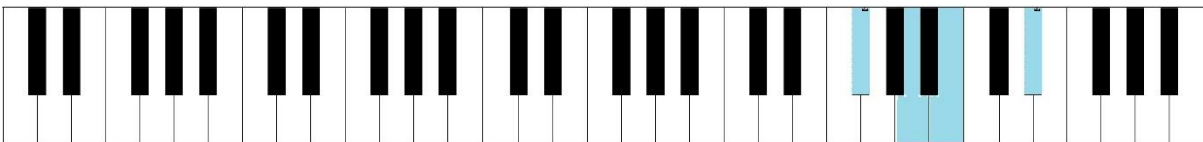
Triad/Chord: B7

Notes: D# F# A B

Position: 1st inversion

Finger positions: 1 2 3 4 (or: 1 2 4 5)

B7 – 2nd inversion:



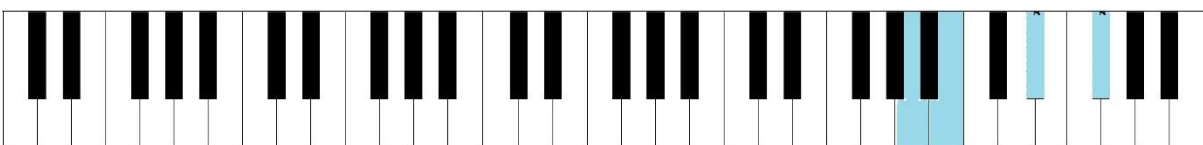
Triad/Chord: B7

Notes: F# A B D#

Position: 2nd inversion

Finger positions: 1 2 3 5

B7 – 3rd inversion:



Triad/Chord: B7

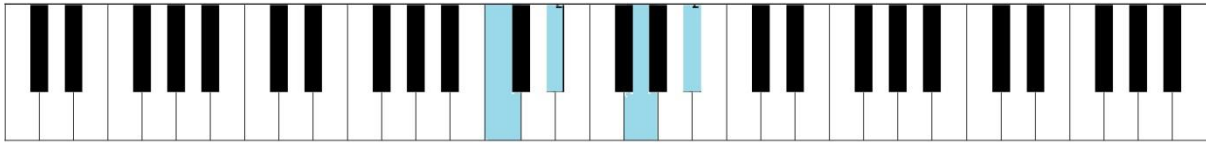
Notes: A B D# F#

Position: 3rd inversion

Finger positions: 1 2 3 5 (or: 1 2 3 4)

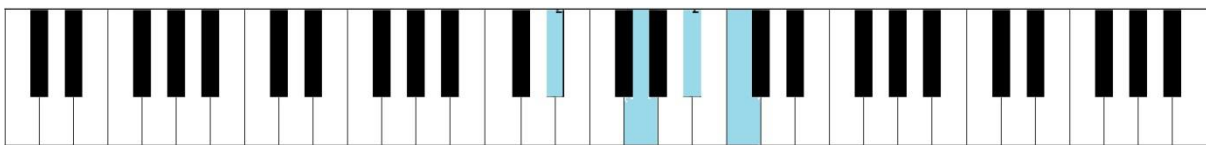
Minor 7th chords

Cm7 – Root position:



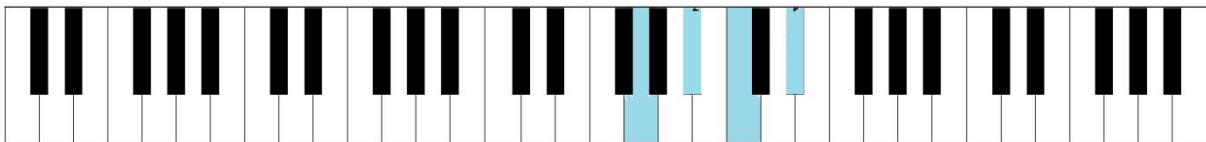
Triad/Chord: Cm7 Notes: C Eb G Bb
Position: root position Finger positions: 1 2 3 4 (or: 1 2 3 5)

Cm7 – 1st inversion:



Triad/Chord: Cm7 Notes: Eb G Bb C
Position: 1st inversion Finger positions: 1 2 3 5 (or: 1 2 3 4)

Cm7 – 2nd inversion:



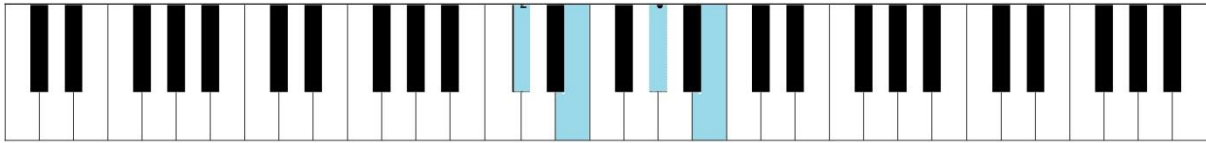
Triad/Chord: Cm7 Notes: G Bb C Eb
Position: 2nd inversion Finger positions: 1 2 3 4 (or: 1 2 3 5)

Cm7 – 3rd inversion:



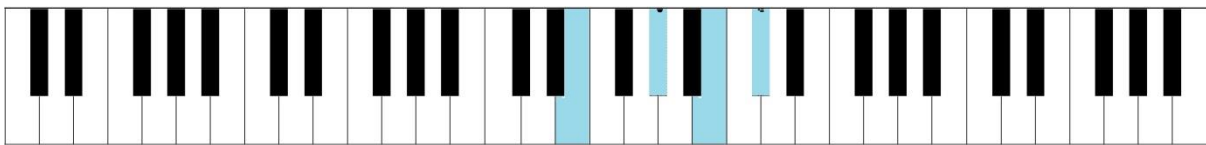
Triad/Chord: Cm7 Notes: Bb C Eb G
Position: 3rd inversion Finger positions: 1 2 3 5 (or: 1 2 3 4)

C#m7 / Dbm7 – Root position:



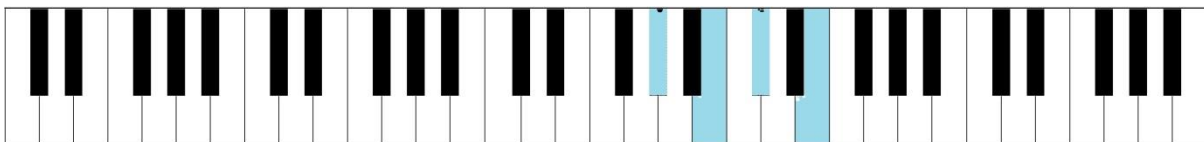
Triad/Chord: **C#m7 / Dbm7** Notes: **C# E G# B**
Db Fb Ab Cb
 Position: **root position** Finger positions: **1 2 3 5 (or: 1 2 3 4)**

C#m7 / Dbm7 – 1st inversion:



Triad/Chord: **C#m7 / Dbm7** Notes: **E G# B C#**
Fb Ab Cb Db
 Position: **1st inversion** Finger positions: **1 2 3 4**

C#m7 / Dbm7 – 2nd inversion:



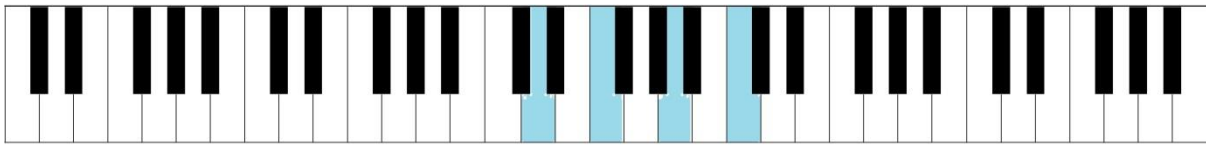
Triad/Chord: **C#m7 / Dbm7** Notes: **G# B C# E**
Ab Cb Db Fb
 Position: **2nd inversion** Finger positions: **1 2 3 5 (or: 1 2 3 4)**

C#m7 / Dbm7 – 3rd inversion:



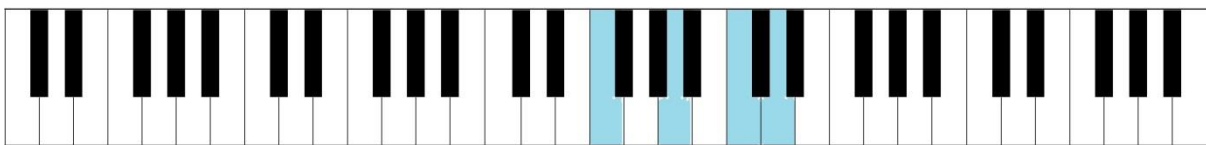
Triad/Chord: **C#m7 / Dbm7** Notes: **B C# E G#**
Cb Db Fb Ab
 Position: **3rd inversion** Finger positions: **1 2 3 5**

Dm7 – Root position:



Triad/Chord: Dm7
Notes: D F A C
Position: root position
Finger positions: 1 2 3 5 (or: 1 2 3 4)

Dm7 – 1st inversion:



Triad/Chord: Dm7
Notes: F A C D
Position: 1st inversion
Finger positions: 1 2 4 5

Dm7 – 2nd inversion:



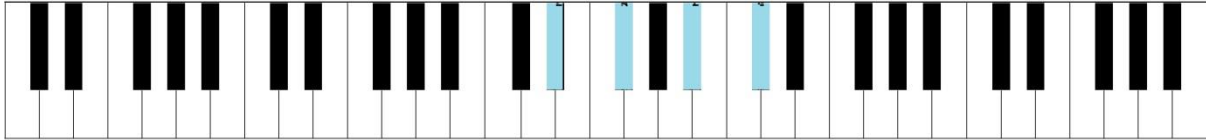
Triad/Chord: Dm7
Notes: A C D F
Position: 2nd inversion
Finger positions: 1 2 3 5

Dm7 – 3rd inversion:



Triad/Chord: Dm7
Notes: C D F A
Position: 3rd inversion
Finger positions: 1 2 3 5

D#m7 / Ebm7 – Root position:



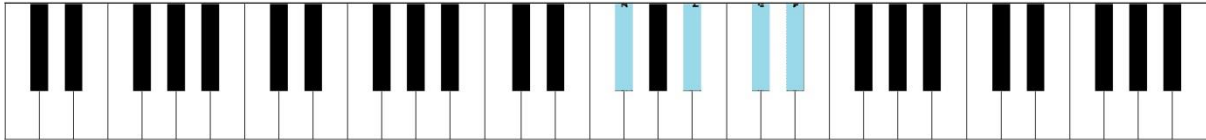
Triad/Chord: D#m7 / Ebm7

Notes: D# F# A# C#
Eb Gb Bb Db

Position: root position

Finger positions: 1 2 3 5

D#m7 / Ebm7 – 1st inversion:



Triad/Chord: D#m7 / Ebm7

Notes: F# A# C# D#
Gb Bb Db Eb

Position: 1st inversion

Finger positions: 1 2 3 4 (or: 1 2 4 5)

D#m7 / Ebm7 – 2nd inversion:



Triad/Chord: D#m7 / Ebm7

Notes: A# C# D# F#
Bb Db Eb Gb

Position: 2nd inversion

Finger positions: 1 2 3 5 (or: 1 2 3 4)

D#m7 / Ebm7 – 3rd inversion:



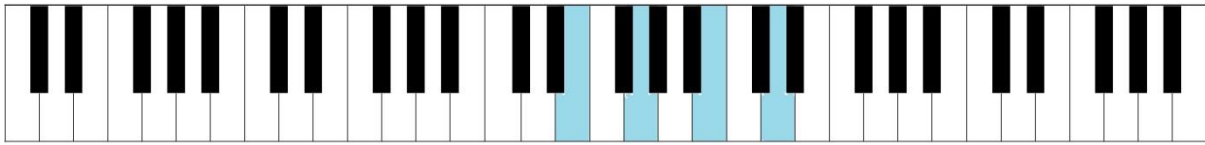
Triad/Chord: D#m7 / Ebm7

Notes: C# D# F# A#
Db Eb Gb Bb

Position: 3rd inversion

Finger positions: 1 2 3 5

Em7 – Root position:



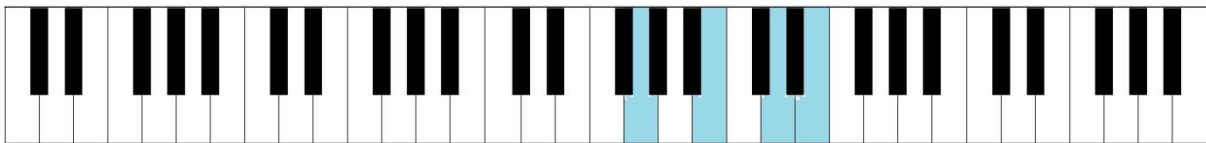
Triad/Chord: Em7

Notes: E G B D

Position: root position

Finger positions: 1 2 3 5 (or: 1 2 3 4)

Em7 – 1st inversion:



Triad/Chord: Em7

Notes: G B D E

Position: 1st inversion

Finger positions: 1 2 4 5

Em7 – 2nd inversion:



Triad/Chord: Em7

Notes: B D E G

Position: 2nd inversion

Finger positions: 1 2 3 5 (or: 1 2 3 4)

Em7 – 3rd inversion:



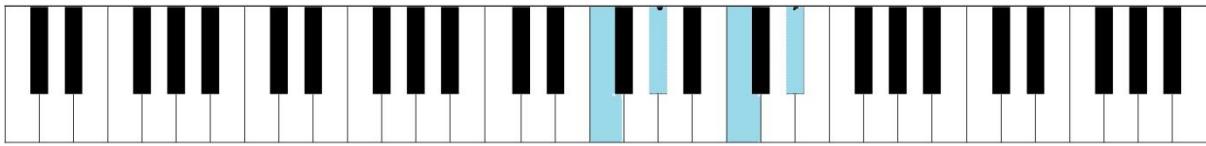
Triad/Chord: Em7

Notes: D E G B

Position: 3rd inversion

Finger positions: 1 2 3 5

Fm7 – Root position:



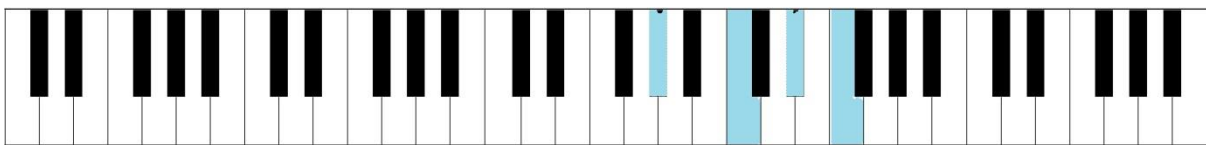
Triad/Chord: Fm7

Notes: F Ab C Eb

Position: root position

Finger positions: 1 2 3 4 (or: 1 2 3 5)

Fm7 – 1st inversion:



Triad/Chord: Fm7

Notes: Ab C Eb F

Position: 1st inversion

Finger positions: 1 2 3 5 (or: 1 2 3 4)

Fm7 – 2nd inversion:



Triad/Chord: Fm7

Notes: C Eb F Ab

Position: 2nd inversion

Finger positions: 1 2 3 5 (or: 1 2 3 4)

Fm7 – 3rd inversion:



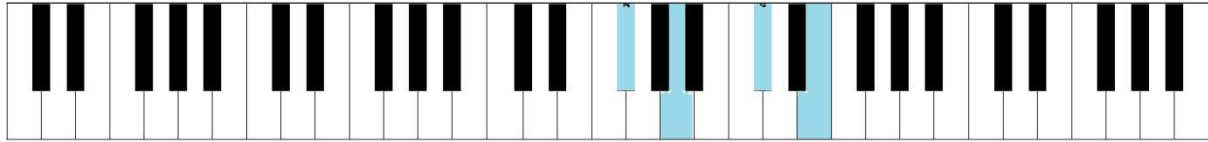
Triad/Chord: Fm7

Notes: Eb F Ab C

Position: 3rd inversion

Finger positions: 1 2 3 5

F#m7 / Gbm7 – Root position:



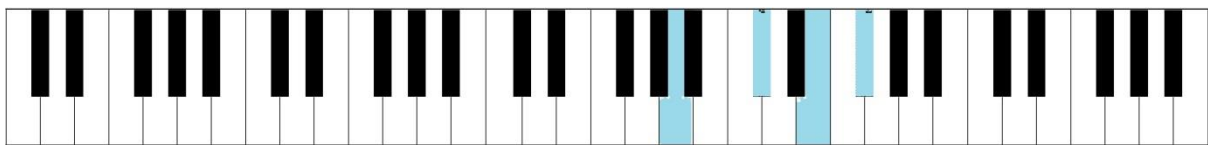
Triad/Chord: F#m7 / Gbm7

Notes: F# A C# E
Gb Bbb Db Fb

Position: root position

Finger positions: 1 2 3 5

F#m7 / Gbm7 – 1st inversion:



Triad/Chord: F#m7 / Gbm7

Notes: A C# E F#
Bbb Db Fb Gb

Position: 1st inversion

Finger positions: 1 2 3 4

F#m7 / Gbm7 – 2nd inversion:



Triad/Chord: F#m7 / Gbm7

Notes: C# E F# A
Db Fb Gb Bbb

Position: 2nd inversion

Finger positions: 1 2 3 5 (or: 1 2 3 4)

F#m7 / Gbm7 – 3rd inversion:



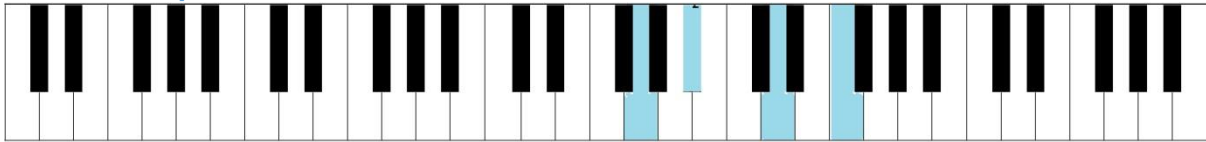
Triad/Chord: F#m7 / Gbm7

Notes: E F# A C#
Fb Gb Bbb Db

Position: 3rd inversion

Finger positions: 1 2 3 5

Gm7 – Root position:



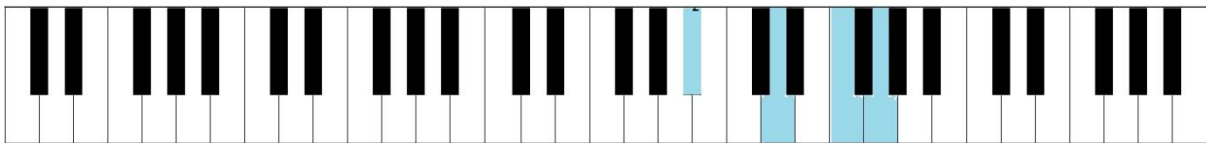
Triad/Chord: Gm7

Notes: G Bb D F

Position: root position

Finger positions: 1 2 3 5

Gm7 – 1st inversion:



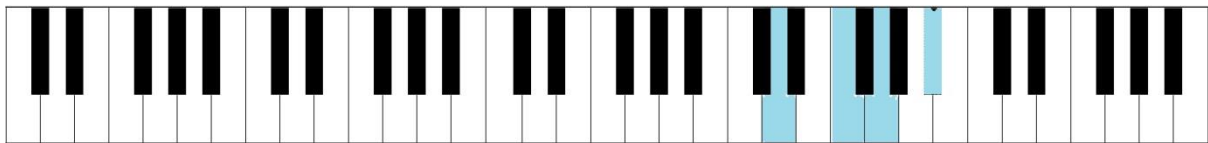
Triad/Chord: Gm7

Notes: Bb D F G

Position: 1st inversion

Finger positions: 1 2 4 5

Gm7 – 2nd inversion:



Triad/Chord: Gm7

Notes: D F G Bb

Position: 2nd inversion

Finger positions: 1 2 3 4 (or: 1 2 3 5)

Gm7 – 3rd inversion:



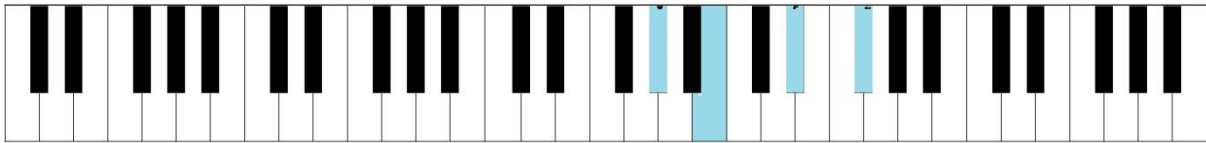
Triad/Chord: Gm7

Notes: F G Bb D

Position: 3rd inversion

Finger positions: 1 2 3 5

G#m7 / Abm7 – Root position:



Triad/Chord: G#m7 / Abm7

Notes: G# B D# F#
Ab Cb Eb Gb

Position: root position

Finger positions: 1 2 3 5

G#m7 / Abm7 – 1st inversion:



Triad/Chord: G#m7 / Abm7

Notes: B D# F# G#
Cb Eb Gb Ab

Position: 1st inversion

Finger positions: 1 2 3 4

G#m7 / Abm7 – 2nd inversion:



Triad/Chord: G#m7 / Abm7

Notes: D# F# G# B
Eb Gb Ab Cb

Position: 2nd inversion

Finger positions: 1 2 3 5

G#m7 / Abm7 – 3rd inversion:



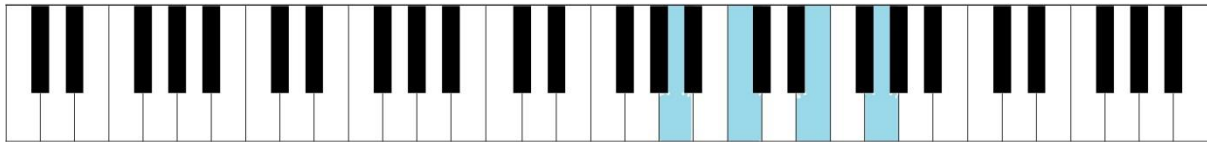
Triad/Chord: G#m7 / Abm7

Notes: F# G# B D#
Gb Ab Cb Eb

Position: 3rd inversion

Finger positions: 1 2 3 5

Am7 – Root position:



Triad/Chord: Am7

Notes: A C E G

Position: root position

Finger positions: 1 2 3 5 (or: 1 2 3 4)

Am7 – 1st inversion:



Triad/Chord: Am7

Notes: C E G A

Position: 1st inversion

Finger positions: 1 2 4 5

Am7 – 2nd inversion:



Triad/Chord: Am7

Notes: E G A C

Position: 2nd inversion

Finger positions: 1 2 3 5

Am7 – 3rd inversion:



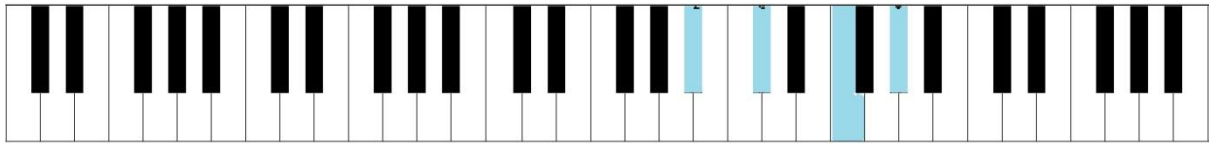
Triad/Chord: Am7

Notes: G A C E

Position: 3rd inversion

Finger positions: 1 2 3 5

A#m7 / Bbm7 – Root position:



Triad/Chord: A#m7 / Bbm7

Notes: A# C# E# G#
Bb Db F Ab

Position: root position

Finger positions: 1 2 3 5 (or: 1 2 4 5)

A#m7 / Bbm7 – 1st inversion:



Triad/Chord: A#m7 / Bbm7

Notes: C# E# G# A#
Db F Ab Bb

Position: 1st inversion

Finger positions: 1 2 4 5 (or: 1 2 3 4)

A#m7 / Bbm7 – 2nd inversion:



Triad/Chord: A#m7 / Bbm7

Notes: E# G# A# C#
F Ab Bb Db

Position: 2nd inversion

Finger positions: 1 2 3 5 (or: 1 2 3 4)

A#m7 / Bbm7 – 3rd inversion:



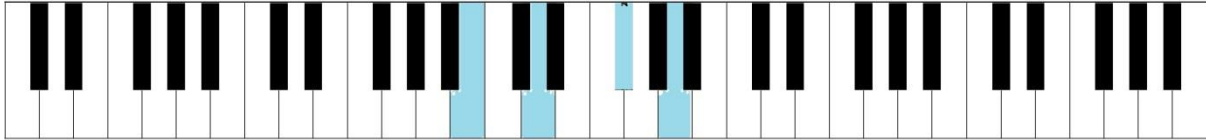
Triad/Chord: A#m7 / Bbm7

Notes: G# A# C# E#
Ab Bb Db F

Position: 3rd inversion

Finger positions: 1 2 3 5

Bm7 – Root position:



Triad/Chord: Bm7 Notes: B D F# D

Position: root position Finger positions: 1 2 3 5

Bm7 – 1st inversion:



Triad/Chord: Bm7 Notes: D F# A B

Position: 1st inversion Finger positions: 1 2 4 5 (or: 1 2 3 4)

Bm7 – 2nd inversion:



Triad/Chord: Bm7 Notes: F# A B D

Position: 2nd inversion Finger positions: 1 2 3 5 (or: 1 2 3 4)

Bm7 – 3rd inversion:

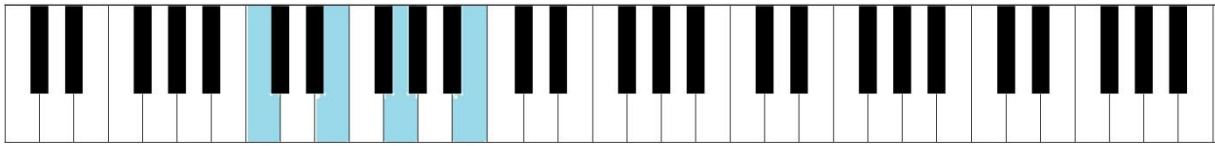


Triad/Chord: Bm7 Notes: A B D F#

Position: 3rd inversion Finger positions: 1 2 3 4 (or: 1 2 3 5)

Major 7th chords

Cmaj7 – Root position:



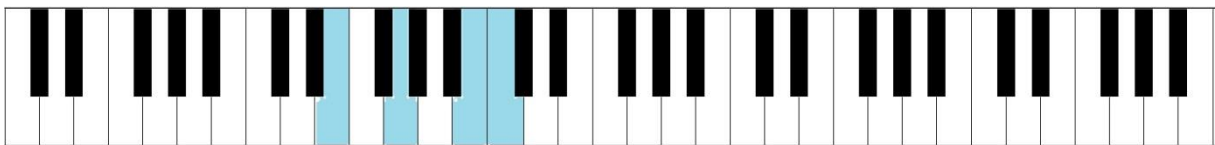
Triad/Chord: Cmaj7

Notes: C E G B

Position: Root position

Finger positions: 1 2 3 5

Cmaj7 – 1st inversion:



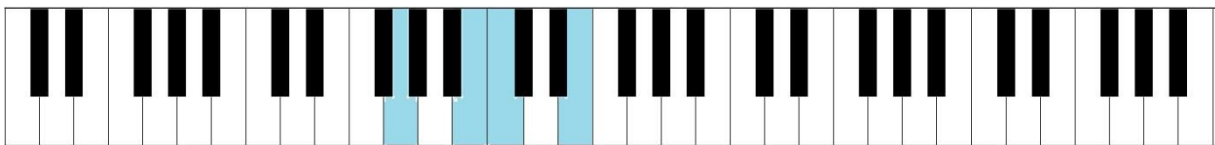
Triad/Chord: Cmaj7

Notes: E G B C

Position: 1st inversion

Finger positions: 1 2 3 4 (or 1 2 4 5)

Cmaj7 – 2nd inversion:



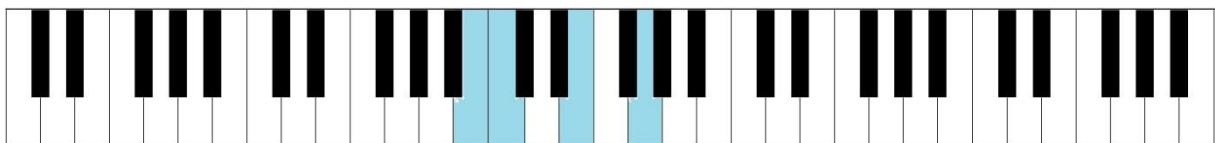
Triad/Chord: Cmaj7

Notes: G B C E

Position: 2nd inversion

Finger positions: 1 2 3 5

Cmaj7 – 3rd inversion:



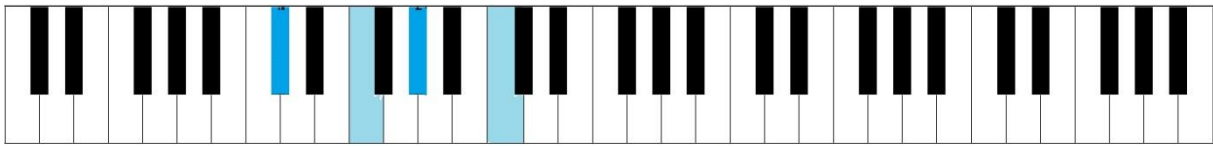
Triad/Chord: Cmaj7

Notes: B C E G

Position: 3rd inversion

Finger positions: 1 2 3 5

Dbmaj7 / C#maj7 – Root position:



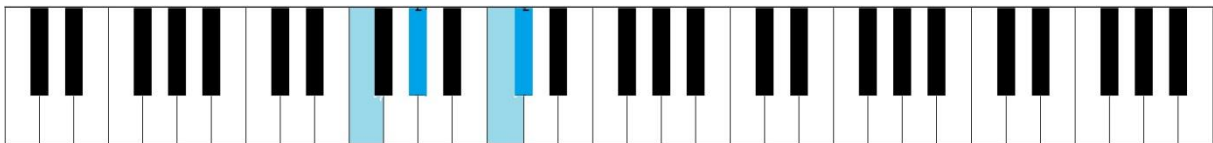
Triad/Chord: Dbmaj7 / C#maj7

Notes: Db F Ab C
C# E# G# B#

Position: Root position

Finger positions: 1 2 3 5

Dbmaj7 / C#maj7 – 1st inversion:



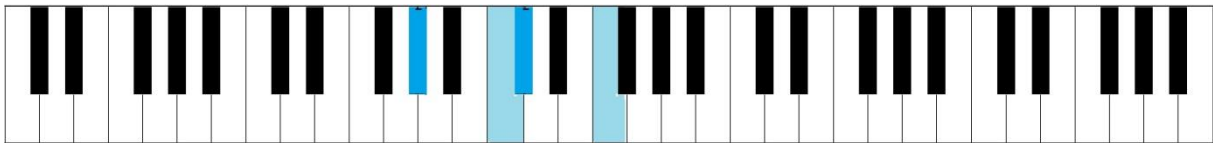
Triad/Chord: Dbmaj7 / C#maj7

Notes: F Ab C Db
E# G# B# C#

Position: 1st inversion

Finger positions: 1 2 3 4

Dbmaj7 / C#maj7 – 2nd inversion:



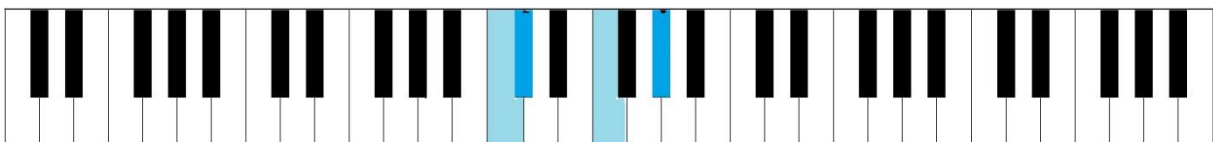
Triad/Chord: Dbmaj7 / C#maj7

Notes: Ab C Db F
G# B# C# E#

Position: 2nd inversion

Finger positions: 1 2 3 5

Dbmaj7 / C#maj7 – 3rd inversion:



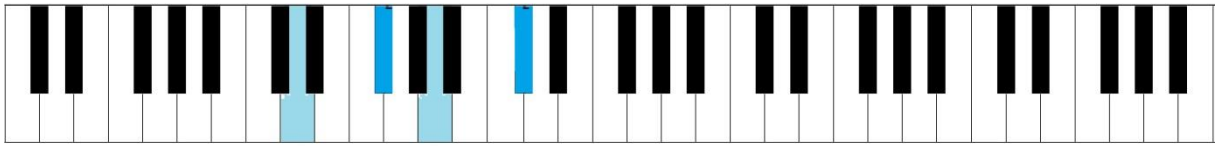
Triad/Chord: Dbmaj7 / C#maj7

Notes: C Db F Ab
B# C# E# G#

Position: 3rd inversion

Finger positions: 1 2 3 5 (or 1 2 3 4)

Dmaj7 – Root position:



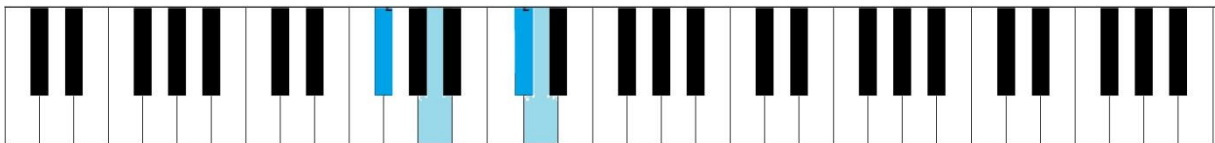
Triad/Chord: Dmaj7

Notes: D F# A C#

Position: Root position

Finger positions: 1 2 3 5 (or 1 2 3 4)

Dmaj7 – 1st inversion:



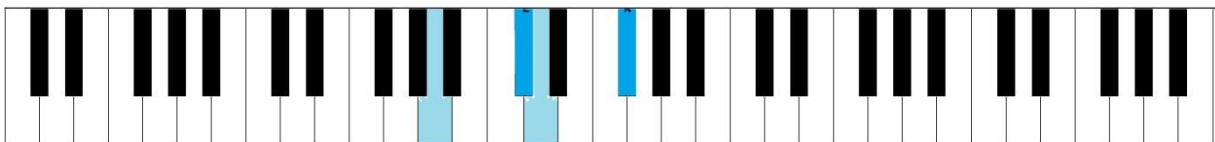
Triad/Chord: Dmaj7

Notes: F# A C# D

Position: 1st inversion

Finger positions: 1 2 4 5 (or 1 2 3 4)

Dmaj7 – 2nd inversion:



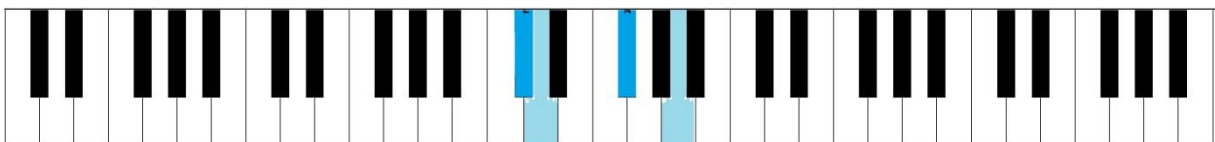
Triad/Chord: Dmaj7

Notes: A C# D F#

Position: 2nd inversion

Finger positions: 1 2 3 5 (or 1 2 3 4)

Dmaj7 – 3rd inversion:



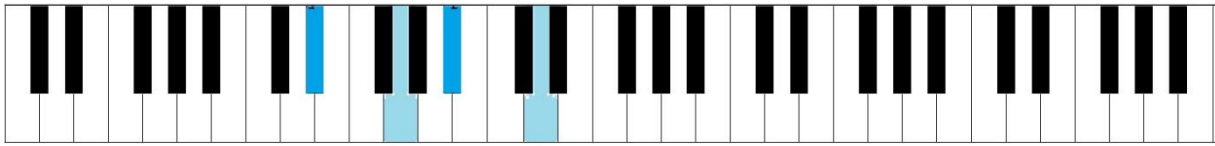
Triad/Chord: Dmaj7

Notes: C# D F# A

Position: 3rd inversion

Finger positions: 1 2 3 5

Ebmaj7 / D#maj7 – Root position:



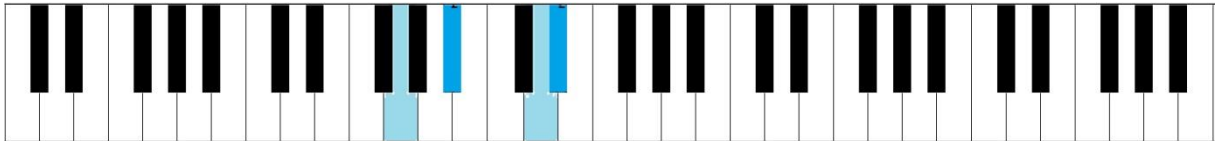
Triad/Chord: Ebmaj7 / D#maj7

Notes: Eb G Bb D
D# F## A# C##

Position: Root position

Finger positions: 1 2 3 5

Ebmaj7 / D#maj7 – 1st inversion:



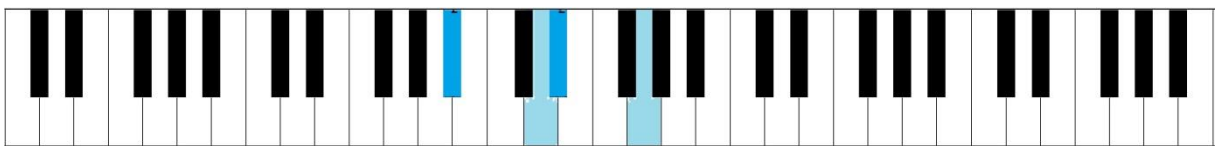
Triad/Chord: Ebmaj7 / D#maj7

Notes: G Bb D Eb
F## A# C## D#

Position: 1st inversion

Finger positions: 1 2 3 4 (or 1 2 4 5)

Ebmaj7 / D#maj7 – 2nd inversion:



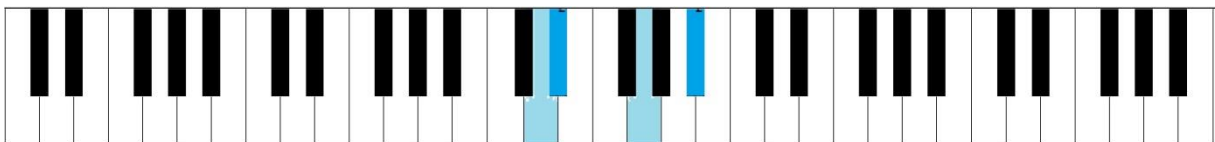
Triad/Chord: Ebmaj7 / D#maj7

Notes: Bb D Eb G
A# C## D# F##

Position: 2nd inversion

Finger positions: 1 2 3 5

Ebmaj7 / D#maj7 – 3rd inversion:



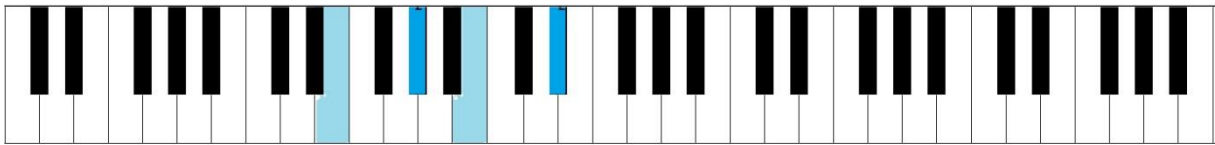
Triad/Chord: Ebmaj7 / D#maj7

Notes: D Eb G Bb
C## D# F## A#

Position: 3rd inversion

Finger positions: 1 2 3 4

Emaj7 – Root position:



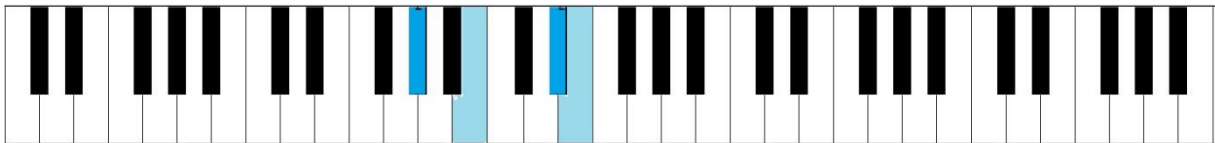
Triad/Chord: Emaj7

Notes: E G# B D#

Position: Root position

Finger positions: 1 2 3 5

Emaj7 – 1st inversion:



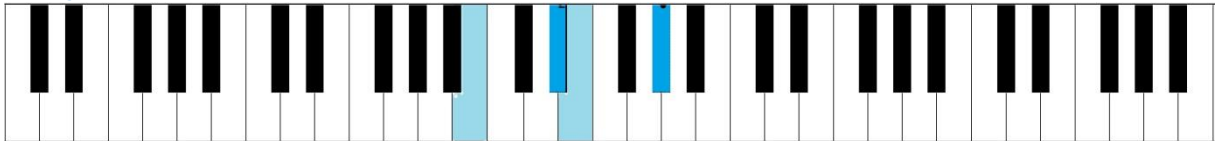
Triad/Chord: Emaj7

Notes: G# B D# E

Position: 1st inversion

Finger positions: 1 2 4 5

Emaj7 – 2nd inversion:



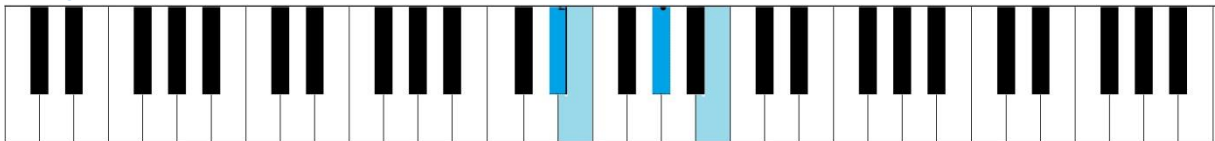
Triad/Chord: Emaj7

Notes: B D# E G#

Position: 2nd inversion

Finger positions: 1 2 3 5 (or 1 2 3 4)

Emaj7 – 3rd inversion:



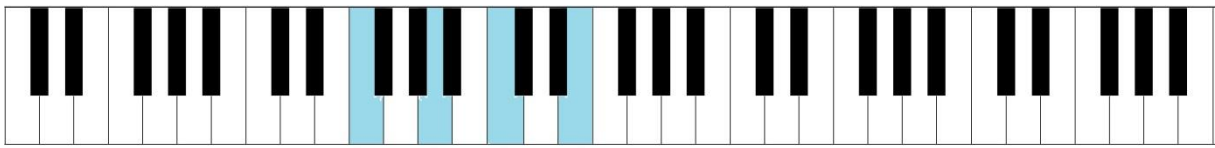
Triad/Chord: Emaj7

Notes: D# E G# B

Position: 3rd inversion

Finger positions: 1 2 3 5

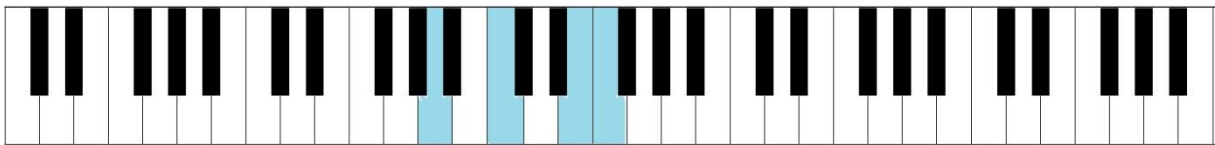
Fmaj7 – Root position:



Triad/Chord: Fmaj7 Notes: F A C E

Position: Root position Finger positions: 1 2 3 5

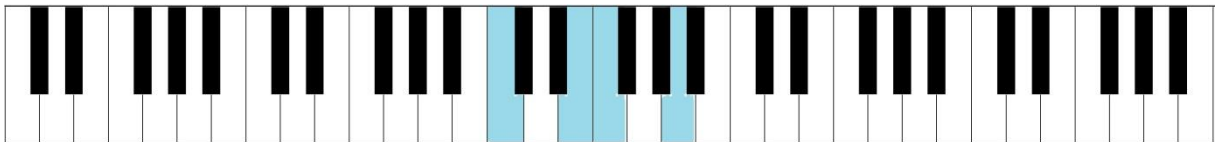
Fmaj7 – 1st inversion:



Triad/Chord: Fmaj7 Notes: A C E F

Position: 1st inversion Finger positions: 1 2 4 5 (or 1 2 3 4)

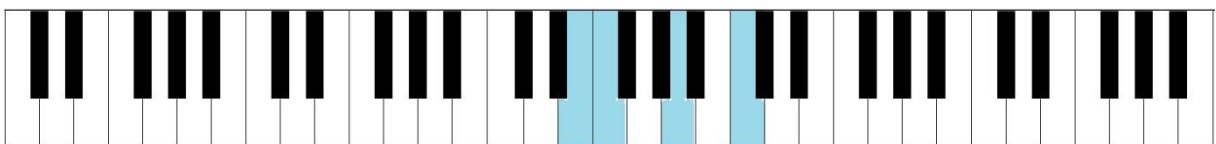
Fmaj7 – 2nd inversion:



Triad/Chord: Fmaj7 Notes: C E F A

Position: 2nd inversion Finger positions: 1 2 3 5 (or 1 2 3 4)

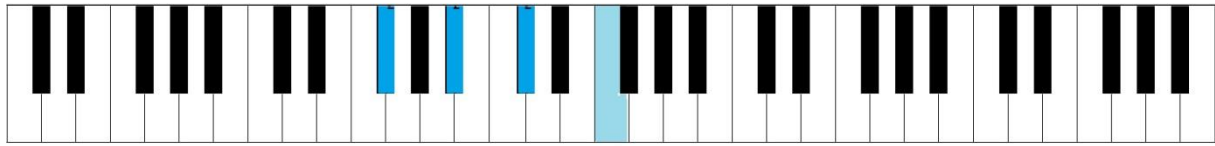
Fmaj7 -3rd inversion:



Triad/Chord: Fmaj7 Notes: E F A C

Position: 3rd inversion Finger positions: 1 2 3 5

F#maj7 / Gbmaj7 – Root position:



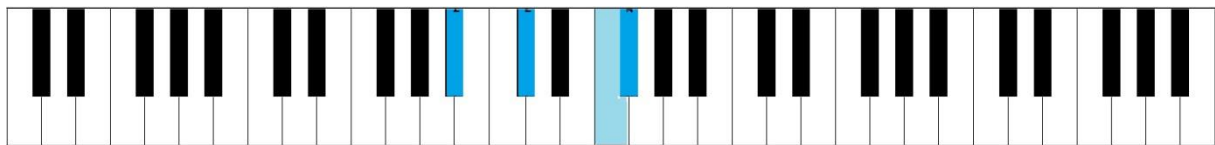
Triad/Chord: F#maj7 / Gbmaj7

Notes: F# A# C# E#
Gb Bb Db F

Position: Root position

Finger positions: 1 2 3 5

F#maj7 / Gbmaj7 – 1st inversion:



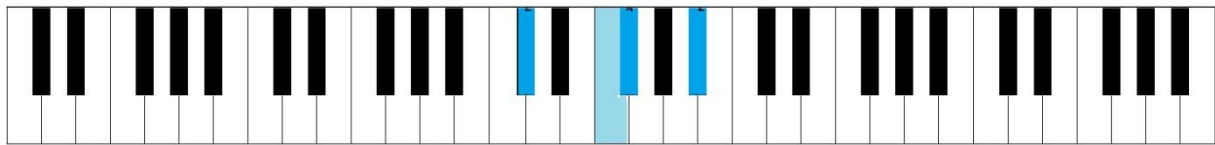
Triad/Chord: F#maj7 / Gbmaj7

Notes: A# C# E# F#
Bb Db F Gb

Position: 1st inversion

Finger positions: 1 2 3 4 (or 1 2 4 5)

F#maj7 / Gbmaj7 – 2nd inversion:



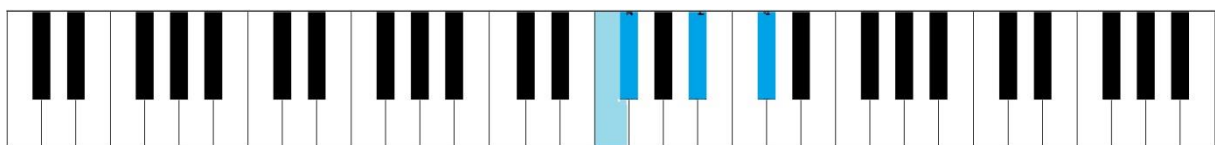
Triad/Chord: F#maj7 / Gbmaj7

Notes: C# E# F# A#
Db F Gb Bb

Position: 2nd inversion

Finger positions: 1 2 3 4 (or 1 2 3 5)

F#maj7 / Gbmaj7 – 3rd inversion:



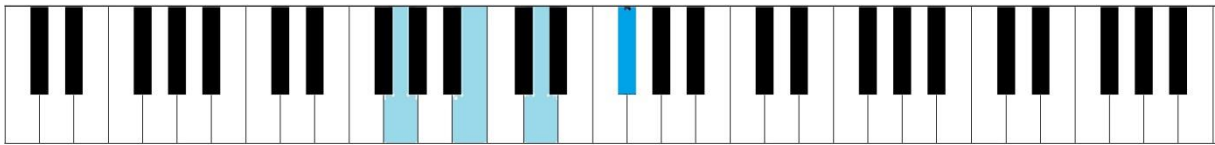
Triad/Chord: F#maj7 / Gbmaj7

Notes: E# F# A# C#
F Gb Bb Db

Position: 3rd inversion

Finger positions: 1 2 3 5

Gmaj7 – Root position:



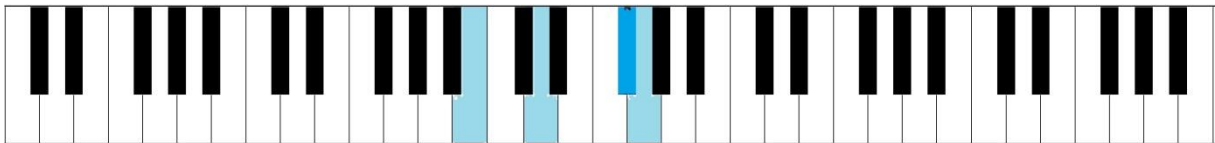
Triad/Chord: Gmaj7

Notes: G B D F#

Position: Root position

Finger positions: 1 2 3 5 (or 1 2 3 4)

Gmaj7 – 1st inversion:



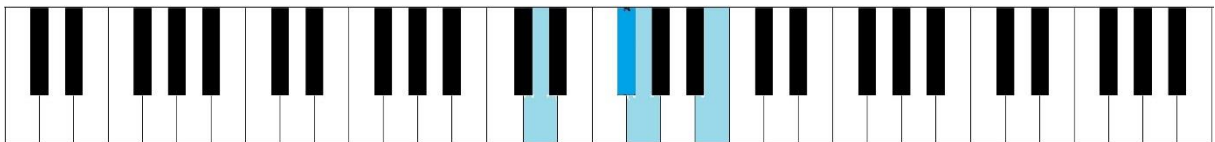
Triad/Chord: Gmaj7

Notes: B D F# G

Position: 1st inversion

Finger positions: 1 2 4 5

Gmaj7 – 2nd inversion:



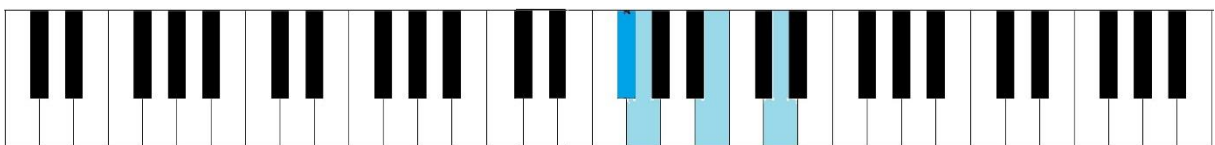
Triad/Chord: Gmaj7

Notes: D F# G B

Position: 2nd inversion

Finger positions: 1 2 3 5

Gmaj7 – 3rd inversion:



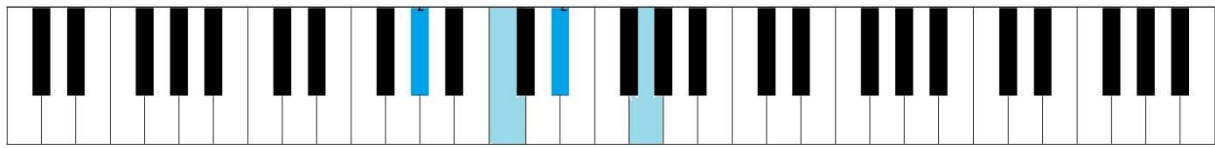
Triad/Chord: Gmaj7

Notes: F# G B D

Position: 3rd inversion

Finger positions: 1 2 3 5

Abmaj7 / G#maj7 – Root position:



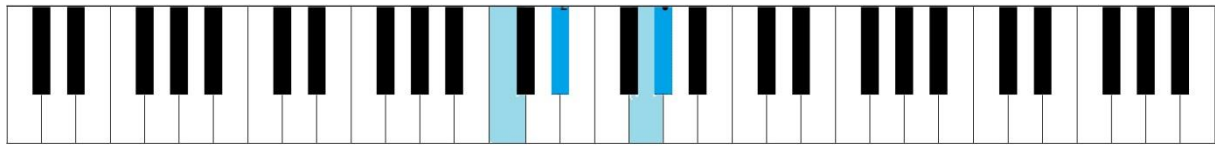
Triad/Chord: Abmaj7 / G#maj7

Notes: Ab C Eb G
G# B# D# F##

Position: Root position

Finger positions: 1 2 3 5

Abmaj7 / G#maj7 – 1st inversion:



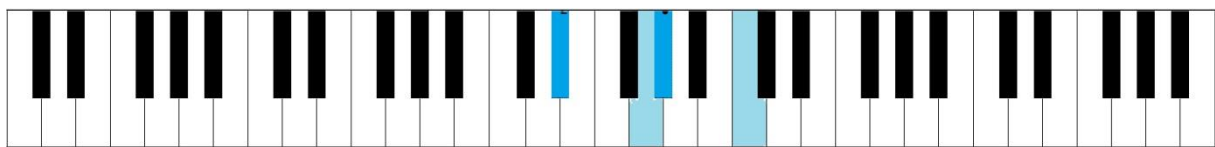
Triad/Chord: Abmaj7 / G#maj7

Notes: C Eb G Ab
B# D# F## G#

Position: 1st inversion

Finger positions: 1 2 3 4 (or 1 2 4 5)

Abmaj7 / G#maj7 – 2nd inversion:



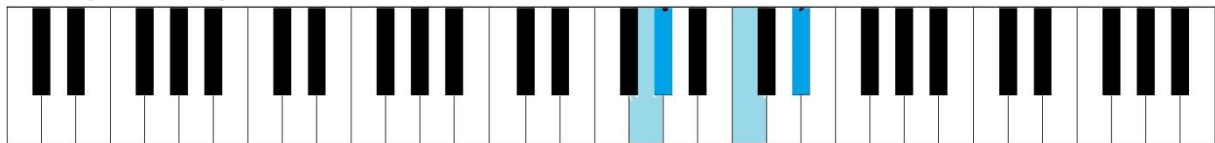
Triad/Chord: Abmaj7 / G#maj7

Notes: Eb G Ab C
D# F## G# B#

Position: 2nd inversion

Finger positions: 1 2 3 5

Abmaj7 / G#maj7 – 3rd inversion:



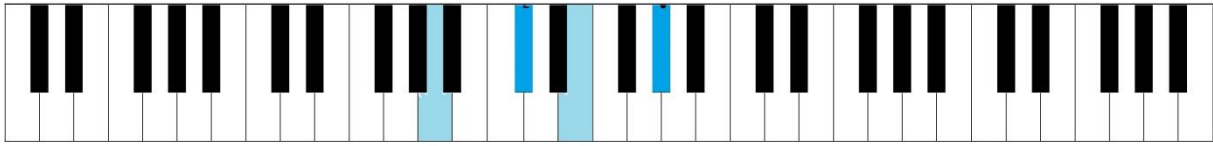
Triad/Chord: Abmaj7 / G#maj7

Notes: G Ab C Eb
F## G# B# D#

Position: 3rd inversion

Finger positions: 1 2 3 4 (or 1 2 3 5)

Amaj7 – Root position:



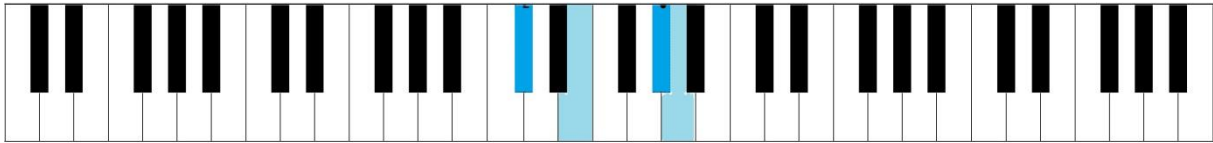
Triad/Chord: Amaj7

Notes: A C# E G#

Position: Root position

Finger positions: 1 2 3 5

Amaj7 – 1st inversion:



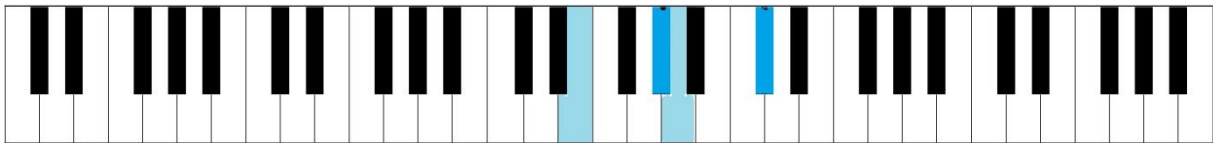
Triad/Chord: Amaj7

Notes: C# E G# A

Position: 1st inversion

Finger positions: 1 2 4 5

Amaj7 – 2nd inversion:



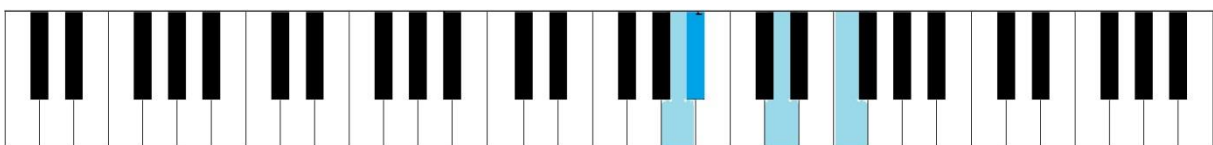
Triad/Chord: Amaj7

Notes: E G# A C#

Position: 2nd inversion

Finger positions: 1 2 3 5

Amaj7 – 3rd inversion:



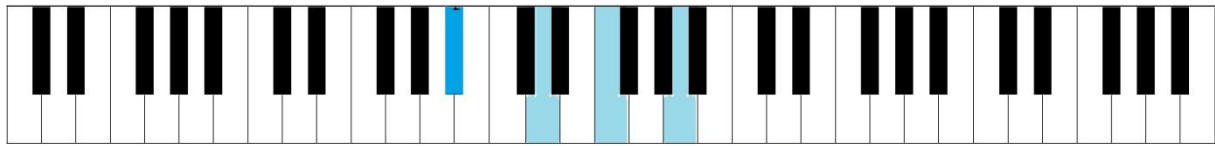
Triad/Chord: Bbmaj7 / A#maj7

Notes: A Bb D F
G## A# C## E#

Position: 3rd inversion

Finger positions: 1 2 3 5

Bbmaj7 / A#maj7 – Root position:



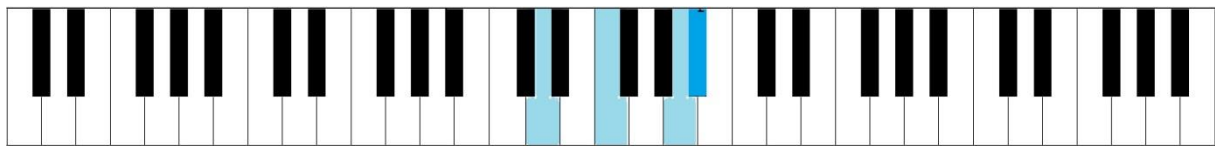
Triad/Chord: Bbmaj7 / A#maj7

Notes: Bb D F A
A# C## E# G##

Position: Root position

Finger positions: 1 2 3 5

Bbmaj7 / A#maj7 – 1st inversion:



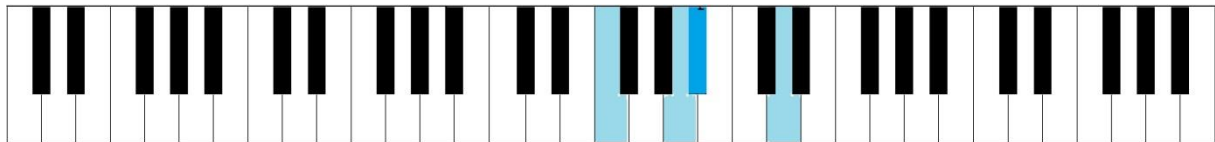
Triad/Chord: Bbmaj7 / A#maj7

Notes: D F A Bb
C## E# G## A#

Position: 1st inversion

Finger positions: 1 2 3 4

Bbmaj7 / A#maj7 – 2nd inversion:



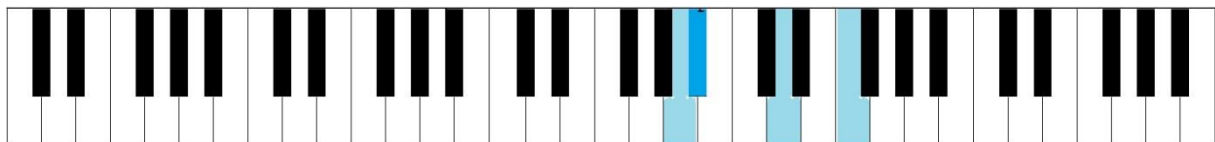
Triad/Chord: Bbmaj7 / A#maj7

Notes: F A Bb D
E# G## A# C##

Position: 2nd inversion

Finger positions: 1 2 3 5

Bbmaj7 / A#maj7 – 3rd inversion:



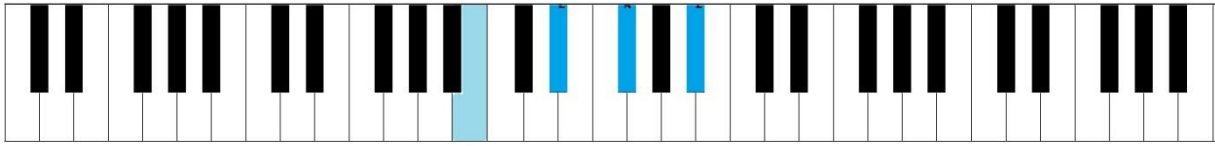
Triad/Chord: Bbmaj7 / A#maj7

Notes: A Bb D F
G## A# C## E#

Position: 3rd inversion

Finger positions: 1 2 3 5

Bmaj7 – Root position:



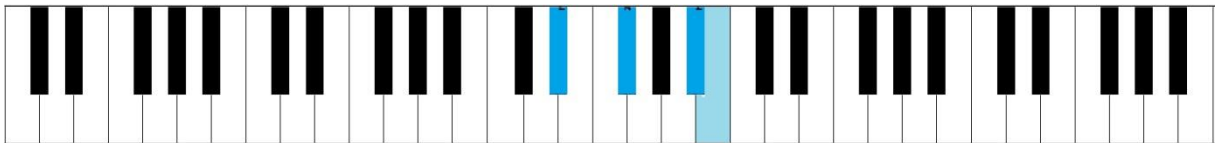
Triad/Chord: Bmaj7

Notes: B D# F# A#

Position: Root position

Finger positions: 1 2 3 5

Bmaj7 – 1st inversion:



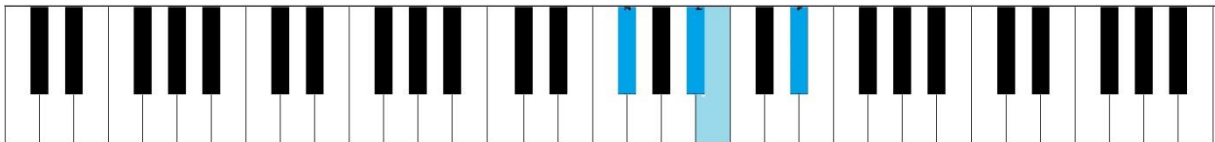
Triad/Chord: Bmaj7

Notes: D# F# A# B

Position: 1st inversion

Finger positions: 1 2 4 5

Bmaj7 – 2nd inversion:



Triad/Chord: Bmaj7

Notes: F# A# B D#

Position: 2nd inversion

Finger positions: 1 2 3 5

Bmaj7 – 3rd inversion:



Triad/Chord: Bmaj7

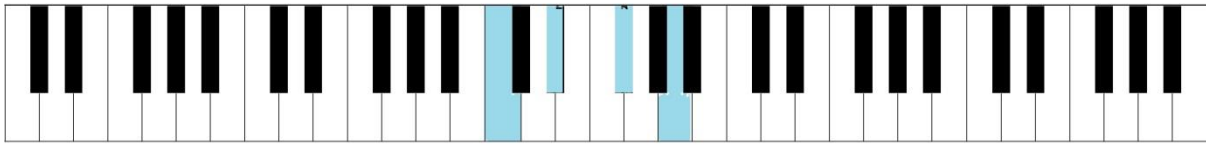
Notes: A# B D# F#

Position: 3rd inversion

Finger positions: 1 2 3 5

Diminished 7th chords

Cdim7 – Root position:



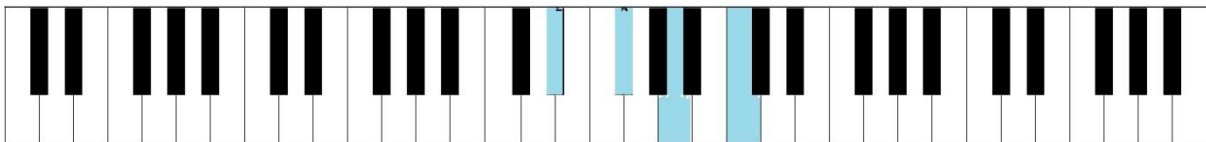
Triad/Chord: **C diminished**

Notes: **C Eb Gb Bbb**

Position: **root position**

Finger positions: **1 2 3 5**

Cdim7 – 1st inversion:



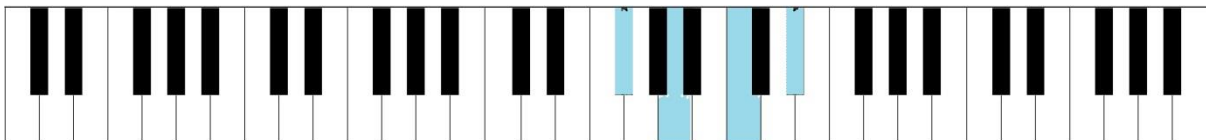
Triad/Chord: **C diminished**

Notes: **Eb Gb Bbb C**

Position: **1st inversion**

Finger positions: **1 2 3 5**

Cdim7 – 2nd inversion:



Triad/Chord: **C diminished**

Notes: **Gb Bbb C Eb**

Position: **2nd inversion**

Finger positions: **1 2 3 5**

Cdim7 – 3rd inversion:



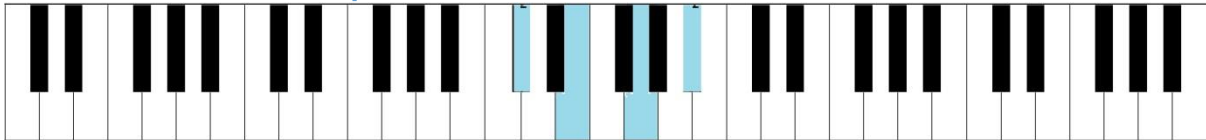
Triad/Chord: **C diminished**

Notes: **Bbb C Eb Gb**

Position: **3rd inversion**

Finger positions: **1 2 3 5**

C#dim7 / Dbdim7 – Root position:



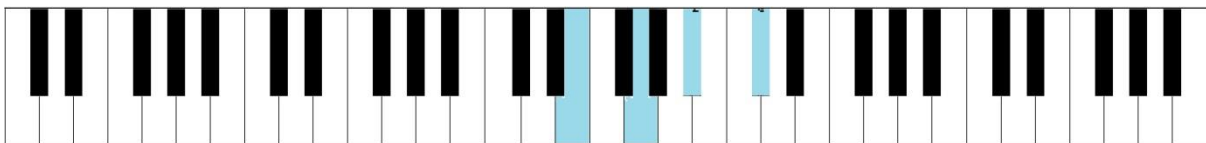
Triad/Chord: **C# / Db diminished**

Notes: **C# E G Bb**

Position: **root position**

Finger positions: **1 2 3 4**

C#dim7 / Dbdim7 – 1st inversion:



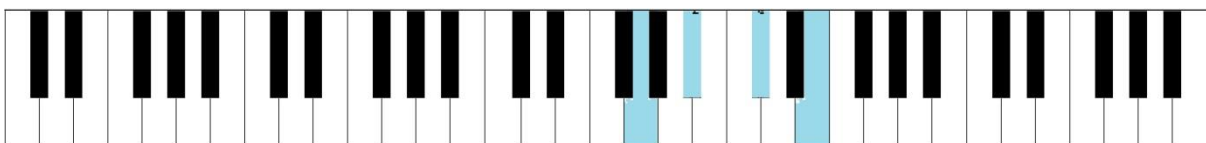
Triad/Chord: **C# / Db diminished**

Notes: **E G Bb C#**

Position: **1st inversion**

Finger positions: **1 2 3 4**

C#dim7 / Dbdim7 – 2nd inversion:



Triad/Chord: **C# / Db diminished**

Notes: **G Bb C# E**

Position: **2nd inversion**

Finger positions: **1 2 3 5**

C#dim7 / Dbdim7 – 3rd inversion:



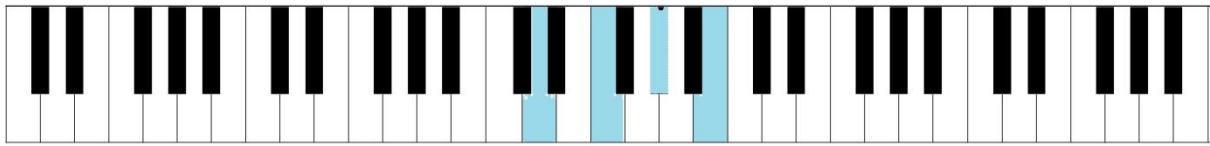
Triad/Chord: **C# / Db diminished**

Notes: **Bb C# E G**

Position: **3rd inversion**

Finger positions: **1 2 3 5**

Ddim7 – Root position:



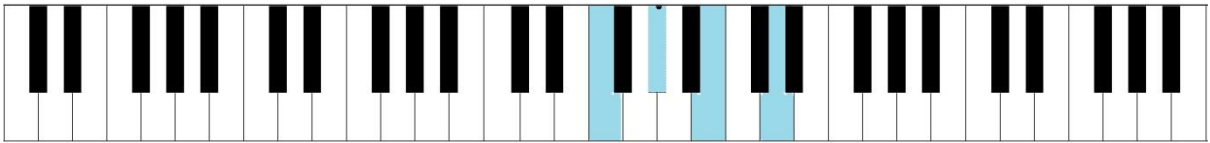
Triad/Chord: **D diminished**

Notes: **D F Ab Cb**

Position: **root position**

Finger positions: **1 2 3 5**

Ddim7 – 1st inversion:



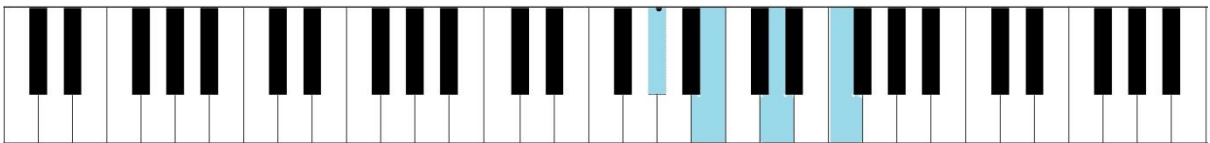
Triad/Chord: **D diminished**

Notes: **F Ab Cb D**

Position: **1st inversion**

Finger positions: **1 2 3 5**

Ddim7 – 2nd inversion:



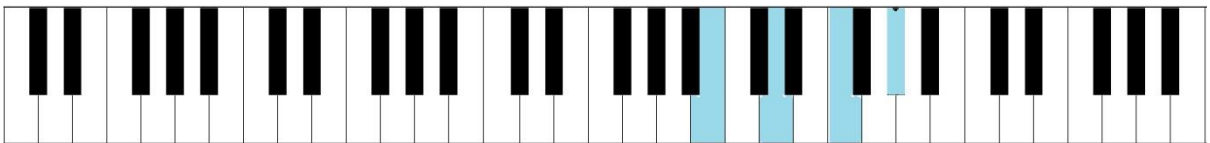
Triad/Chord: **D diminished**

Notes: **Ab Cb D F**

Position: **2nd inversion**

Finger positions: **1 2 3 5**

Ddim7 – 3rd inversion:



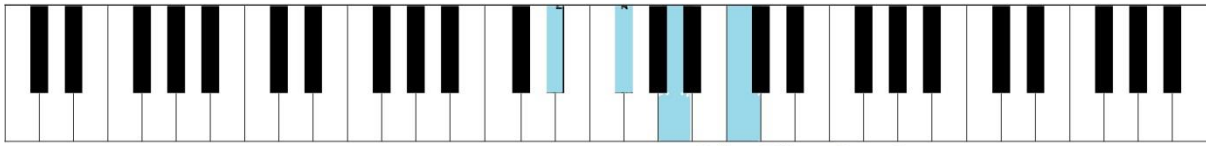
Triad/Chord: **D diminished**

Notes: **Cb D F Ab**

Position: **3rd inversion**

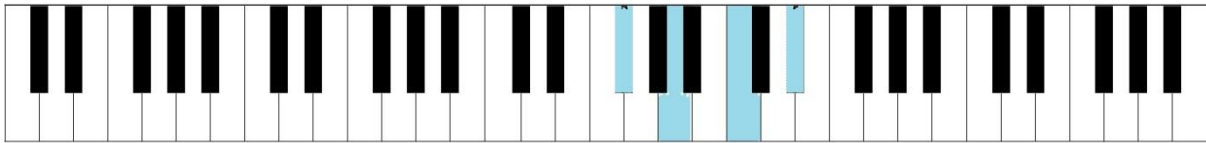
Finger positions: **1 2 3 4**

D#dim7 / Ebdim7 – Root position:



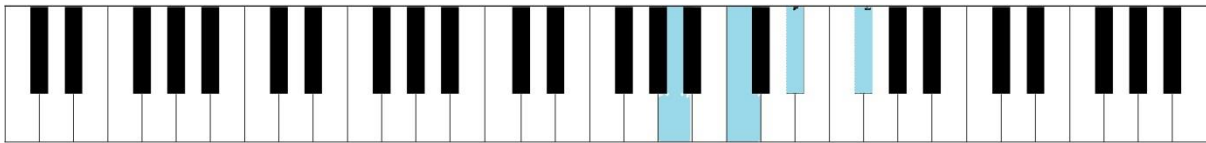
Triad/Chord: **D# / Eb diminished** Notes: **D# F# A C**
Eb Gb Bbb Dbb
 Position: **root position** Finger positions: **1 2 3 5**

D#dim7 / Ebdim7 – 1st inversion:



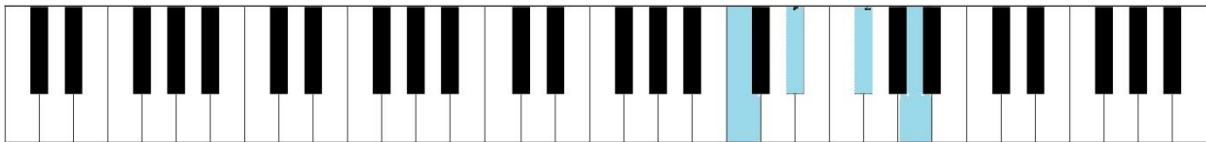
Triad/Chord: **D# / Eb diminished** Notes: **F# A C D#**
Gb Bbb Dbb Eb
 Position: **1st inversion** Finger positions: **1 2 3 4**

D#dim7 / Ebdim7 – 2nd inversion:



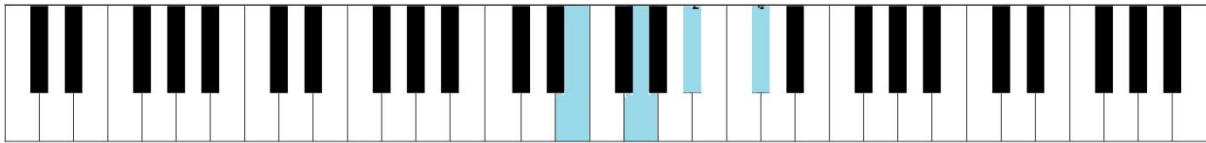
Triad/Chord: **D# / Eb diminished** Notes: **A C D# F#**
Bbb Dbb Eb Gb
 Position: **2nd inversion** Finger positions: **1 2 3 4**

D#dim7 / Ebdim7 – 3rd inversion:



Triad/Chord: **D# / Eb diminished** Notes: **C D# F# A**
Dbb Eb Gb Bbb
 Position: **3rd inversion** Finger positions: **1 2 3 5**

Edim7 – Root position:



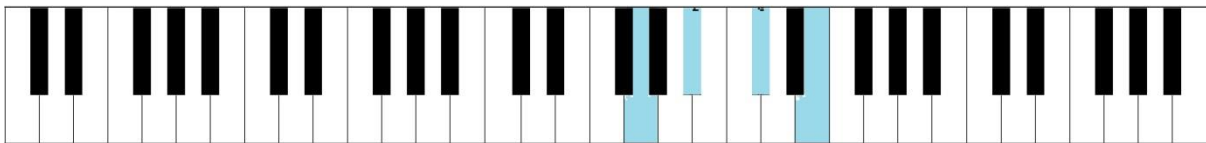
Triad/Chord: **E diminished**

Notes: **E G Bb Db**

Position: **root position**

Finger positions: **1 2 3 4 (or: 1 2 3 5)**

Edim7 – 1st inversion:



Triad/Chord: **E diminished**

Notes: **G Bb Db E**

Position: **1st inversion**

Finger positions: **1 2 3 5**

Edim7 – 2nd inversion:



Triad/Chord: **E diminished**

Notes: **Bb Db E G**

Position: **2nd inversion**

Finger positions: **1 2 3 5**

Edim7 – 3rd inversion:



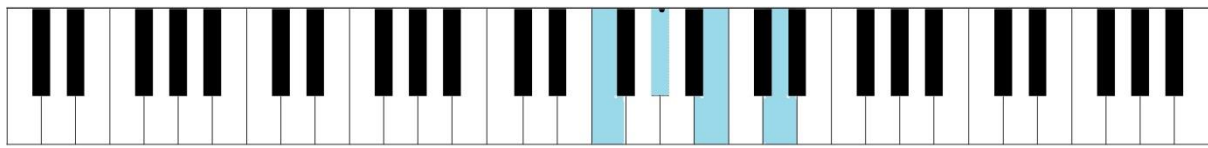
Triad/Chord: **E diminished**

Notes: **Db E G Bb**

Position: **3rd inversion**

Finger positions: **1 2 3 4**

Fdim7 – Root position:



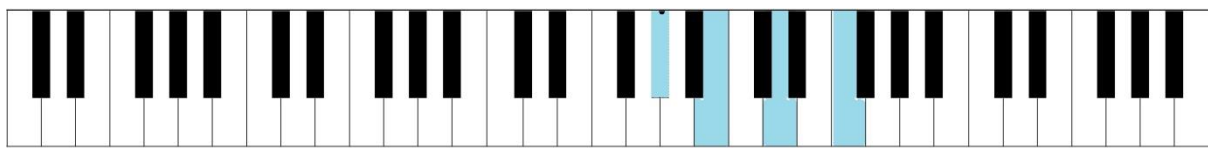
Triad/Chord: **F diminished**

Notes: **F Ab Cb Ebb**

Position: **root position**

Finger positions: **1 2 3 5**

Fdim7 – 1st inversion:



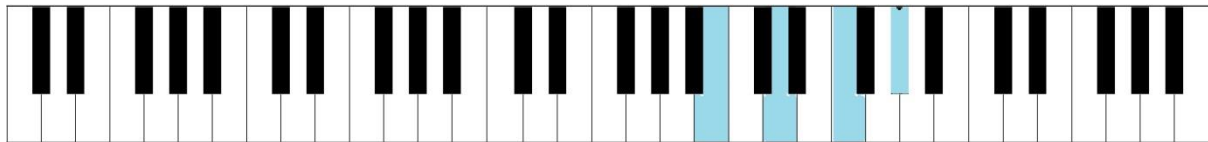
Triad/Chord: **F diminished**

Notes: **Ab Cb Ebb F**

Position: **1st inversion**

Finger positions: **1 2 3 5**

Fdim7 – 2nd inversion:



Triad/Chord: **F diminished**

Notes: **Cb Ebb F Ab**

Position: **2nd inversion**

Finger positions: **1 2 3 4**

Fdim7 – 3rd inversion:



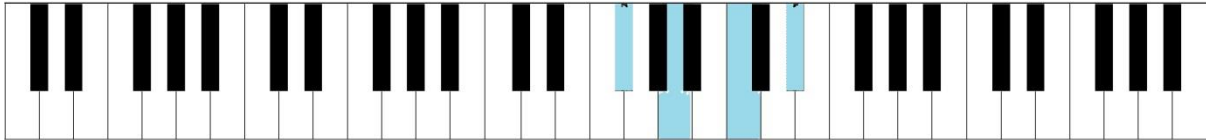
Triad/Chord: **F diminished**

Notes: **Ebb F Ab Cb**

Position: **3rd inversion**

Finger positions: **1 2 3 5**

F#dim7 / Gbdim7 – Root position:



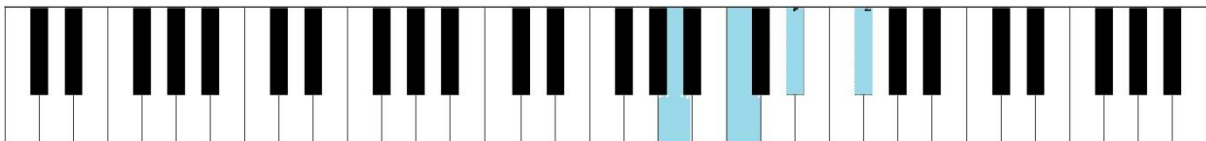
Triad/Chord: **F# / Gb diminished**

Notes: **F# A C Eb**
Gb Bbb Dbb Fbb

Position: **root position**

Finger positions: **1 2 3 4**

F#dim7 / Gbdim7 – 1st inversion:



Triad/Chord: **F# / Gb diminished**

Notes: **A C Eb F#**
Bbb Dbb Fbb Gb

Position: **1st inversion**

Finger positions: **1 2 3 4**

F#dim7 / Gbdim7 – 2nd inversion:



Triad/Chord: **F# / Gb diminished**

Notes: **C Eb F# A**
Dbb Fbb Gb Bbb

Position: **2nd inversion**

Finger positions: **1 2 3 5**

F#dim7 / Gbdim7 – 3rd inversion:



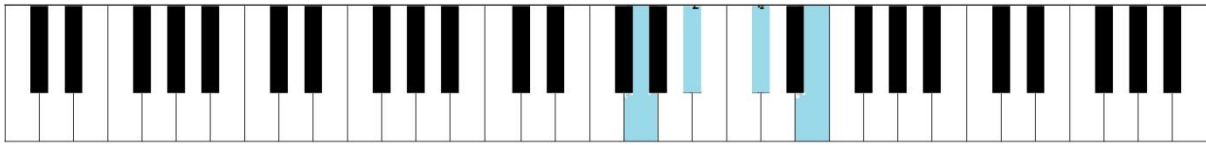
Triad/Chord: **F# / Gb diminished**

Notes: **Eb F# A C**
Fbb Gb Bbb Dbb

Position: **3rd inversion**

Finger positions: **1 2 3 5**

Gdim7 – Root position:



Triad/Chord: **G diminished**

Notes: **G Bb Db Fb**

Position: **root position**

Finger positions: **1 2 3 5**

Gdim7 – 1st inversion:



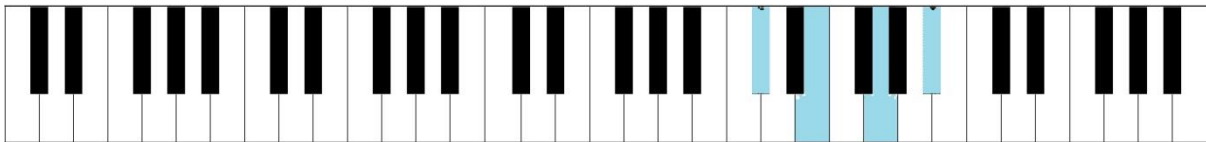
Triad/Chord: **G diminished**

Notes: **Bb Db Fb G**

Position: **1st inversion**

Finger positions: **1 2 3 5**

Gdim7 – 2nd inversion:



Triad/Chord: **G diminished**

Notes: **Db Fb G Bb**

Position: **2nd inversion**

Finger positions: **1 2 3 5**

Gdim7 – 3rd inversion:



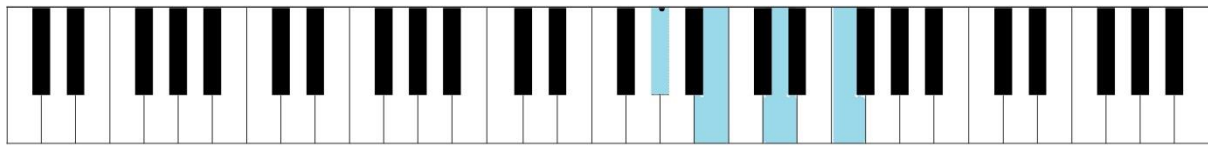
Triad/Chord: **G diminished**

Notes: **Fb G Bb Db**

Position: **3rd inversion**

Finger positions: **1 2 3 5**

G#dim7 / Abdim7 – Root position:



Triad/Chord: **G# / Ab diminished**

Notes: **G# B D F**
Ab Cb Ebb Gbb

Position: **root position**

Finger positions: **1 2 3 5 (or: 1 2 3 4)**

G#dim7 / Abdim7 – 1st inversion:



Triad/Chord: **G# / Ab diminished**

Notes: **B D F G#**
Cb Ebb Gbb Ab

Position: **1st inversion**

Finger positions: **1 2 3 4**

G#dim7 / Abdim7 – 2nd inversion:



Triad/Chord: **G# / Ab diminished**

Notes: **D F G# B**
Ebb Gbb Ab Cb

Position: **2nd inversion**

Finger positions: **1 2 3 4 (or: 1 2 3 5)**

G#dim7 / Abdim7 – 3rd inversion:



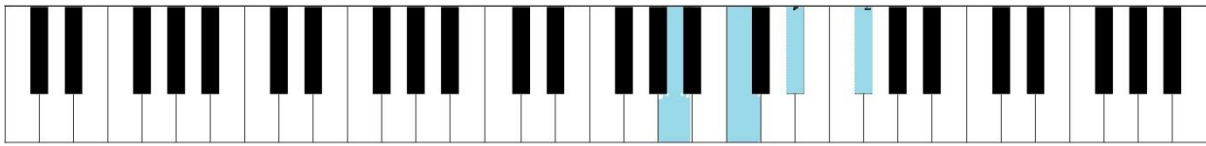
Triad/Chord: **G# / Ab diminished**

Notes: **F G# B D**
Gbb Ab Cb Ebb

Position: **3rd inversion**

Finger positions: **1 2 3 4 (or: 1 2 3 5)**

Adim7 – Root position:



Triad/Chord: **A diminished**

Notes: **A C Eb Gb**

Position: **root position**

Finger positions: **1 2 3 4**

Adim7 – 1st inversion:



Triad/Chord: **A diminished**

Notes: **C Eb Gb A**

Position: **1st inversion**

Finger positions: **1 2 3 5**

Adim7 – 2nd inversion:



Triad/Chord: **A diminished**

Notes: **Eb Gb A C**

Position: **2nd inversion**

Finger positions: **1 2 3 5**

Adim7 – 3rd inversion:



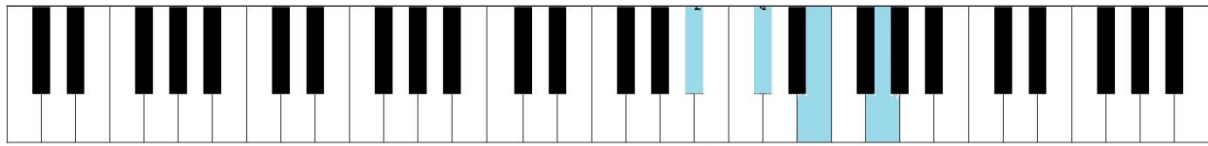
Triad/Chord: **A diminished**

Notes: **Gb A C Eb**

Position: **3rd inversion**

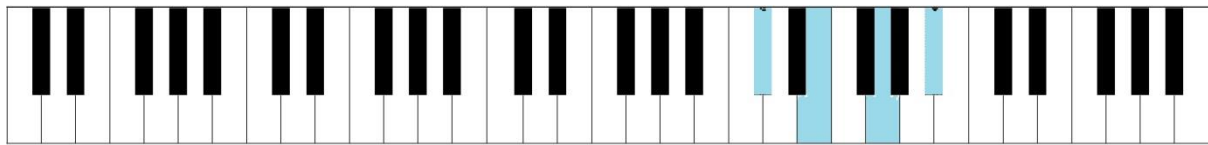
Finger positions: **1 2 3 4**

A#dim7 / Bbdim7 – Root position:



Triad/Chord: **A# / Bb diminished** Notes: **A# C# E G**
Bb Db Fb Abb
 Position: **root position** Finger positions: **1 2 3 5**

A#dim7 / Bbdim7 – 1st inversion:



Triad/Chord: **A# / Bb diminished** Notes: **C# E G A#**
Db Fb Abb Bb
 Position: **1st inversion** Finger positions: **1 2 3 4**

A#dim7 / Bbdim7 – 2nd inversion:



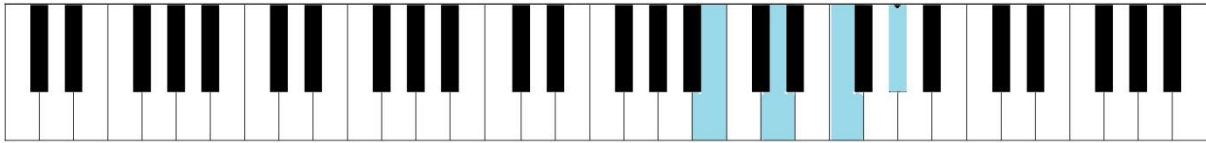
Triad/Chord: **A# / Bb diminished** Notes: **E G A# C#**
Fb Abb Bb Db
 Position: **2nd inversion** Finger positions: **1 2 3 4 (or: 1 2 3 5)**

A#dim7 / Bbdim7 – 3rd inversion:



Triad/Chord: **A# / Bb diminished** Notes: **G A# C# E**
Abb Bb Db Fb
 Position: **3rd inversion** Finger positions: **1 2 3 5**

Bdim7 – Root position:



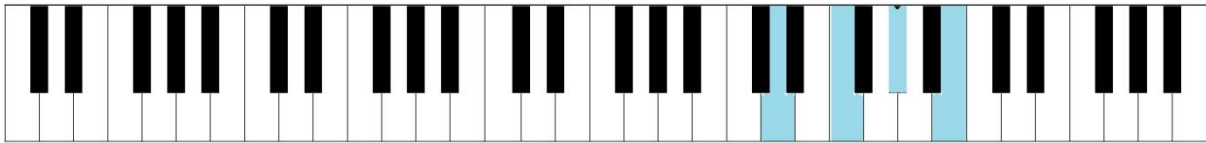
Triad/Chord: **B diminished**

Notes: **B D F Ab**

Position: **root position**

Finger positions: **1 2 3 4**

Bdim7 – 1st inversion:



Triad/Chord: **B diminished**

Notes: **D F Ab B**

Position: **1st inversion**

Finger positions: **1 2 3 5**

Bdim7 – 2nd inversion:



Triad/Chord: **B diminished**

Notes: **F Ab B D**

Position: **2nd inversion**

Finger positions: **1 2 3 5**

Bdim7 – 3rd inversion:



Triad/Chord: **B diminished**

Notes: **Ab B D F**

Position: **3rd inversion**

Finger positions: **1 2 3 5**